





ORDER FROM DICK JONES SALES
258 Baltimore Street P.O. Box 141 Hanover, PA 17331
Phone 800-441-9955 Fax 800-253-4036
dickjones@dickjonesales.com

Table of Contents

Why Buckhorn.....	3-6
Bulk Boxes	7
Bulk Boxes Overview	8-9
General Purpose Boxes	10-11
Standard-Duty Boxes	12-13
Extra-Duty Boxes	14-15
Heavy-Duty Boxes	16-17
Fixed Wall Boxes	18-19
Extended Length Boxes	20-23
DunnageReady Boxes	24-25
Agricultural Boxes	26-27
Bulk Box Accessories	28
Hand-Held Containers	29
Hand-Held Containers Overview	30-31
Attached Lid Containers	32-33
Detached Lid Containers	34-35
Straight Wall Containers	36-39
Modular Nesting Containers	40-41
Stack & Nest Containers	42-43
Bakery Trays	44-45
Food Handling Containers	46-47
Agricultural Harvesting Containers	48-49
Hand-Held Accessories	50
Intermediate Bulk Containers	51
Intermediate Bulk Containers Overview	52-53
Caliber	54-55
Intrepid	56-57
Citadel	58-59
IBC Accessories	60
CenterFlow	61
CenterFlow Overview	62-63
CenterFlow	64-66
Pallets.....	67
Pallets Overview	68-69
Light-Duty Pallets	70-71
Medium-Duty Pallets	72-73
Heavy-Duty Pallets	74-75
Universal Pallet	76-77
Distribution Pallet	78-79
Pallet & Top Cap Systems	80-82
Decorations & Options	83
Decorations & Options	84-86
Index	Back Inside Cover

Why Buckhorn?

Buckhorn offers an extensive selection of reusable bulk boxes, hand-held containers, intermediate bulk containers (IBCs), pallets and specialty boxes designed to protect your products, improve your workflow, lower your operating costs and increase your profitability. We provide superior custom capabilities that fit your precise applications. Our comprehensive market knowledge, attention to quality and dedication to customer-driven innovation adds value at every step of the process. Plus, Buckhorn is committed to protecting the global environment. Put that package together and you get Buckhorn—your single, reliable source for high-quality, cost-effective reusable packaging and material handling systems.

Packaging to Improve Your Material Handling Performance and Profitability

Eliminating cardboard and wood from the supply chain helps companies grow lean and green.

This is the Buckhorn promise to you: We will work with you to create the best reusable packaging programs to deliver value throughout your supply chain—value that improves material handling performance and lowers operating costs in your operations.

Benefits include:

- Superior product protection
- Improved workflow
- Increased productivity
- Better ergonomics
- Maximum space usage
- Reduced labor costs
- Lower transport costs
- Ensured product quality
- Enhanced customer service
- Clean work environments
- Sustainable practices

Custom Design

Buckhorn can design and custom mold containers, pallets or even complex, proprietary products. From design to prototyping to production, we supply all the services necessary to develop and produce molded plastic parts that meet your specifications and exceed your expectations. We can also make modifications to our standard bulk boxes, hand-held containers and pallets to meet the needs of your specific applications. Our sales team will evaluate your requirements and work with our engineers to come up with the best solution to meet your needs.

Manufacturing Capabilities:

- Injection Molding
- Structural Foam Molding
- Blow Molding
- Thermoforming
- Rotational Molding

Container Modifications:

- Change the dimensions of hand-held containers using a cut and weld process
- Change the dimensions of bulk boxes or pallets using a cut and bolt process
- Add a removable panel to bulk boxes for easy access to large, bulky items
- Fabricate a side discharge for bulk boxes with an interior funnel
- Add casters to bulk boxes





Bulk Boxes

Bulk Boxes

An Extensive Selection of Bulk Boxes

Buckhorn's extensive selection of bulk boxes are ideal for a broad range of material handling applications and support capacities ranging from 1,200 to 2,500 lbs. These industry-leading reusable containers allow you to ship, store and handle your products with ease while increasing your operation's productivity and profitability.

Bulk Boxes Overview



Strength

Our bulk boxes are the best in the business! We incorporate all the details that make Buckhorn an unsurpassed value: durable HDPE construction, thicker sidewalls and high strength bases – extending the useful service life of the containers and allowing more round trips.

Easy Handling

Fork access on four sides allows for easy maneuvering in trailers and storage areas. Up to four drop doors are available on collapsible boxes for better access to contents.

Easy Set-Up and Collapsibility

Handhold areas on panels provide a comfortable grip for panel movement.

Secure, Positive Stacking

Boxes stack securely for improved product protection and worker safety.

High Return Ratio

Buckhorn boxes collapse flat in seconds and stack for storage and return shipment – optimizing space usage and saving money on return freight.



Did You Know...?

Buckhorn's Bulk Boxes are subjected to rigorous AIAG and ASTM tests in our in-house lab. Complete material and product testing includes:

- Extensive validation and quality assurance regimens
- Impact performance testing
- Compression testing
- Dynamic transit simulation for AIAG testing
- Finite element analysis



General Purpose Boxes

Capacity: 1,200 lbs.

Buckhorn's General Purpose Bulk Boxes are rated for 1,200-lb. load capacities. They work well for applications such as beverage preforms, caps and closures, and warehouse distribution.

Features and Benefits

- Footprint: 48" x 40"
- Optional plastic runners for conveyability
- Drop-doors and four-way forklift entry improve ergonomics and handling
- Superior durability for reliable performance
- Customization and identification options available
- Backed by a one-year limited warranty
- 100% recyclable HDPE

Options

- Nine Feet or Five Plastic Runners
- ID Tags
- Label Placards
- Cardholders
- Bar Coding
- Sequential Numbering
- Standard Colors

See p. 83-86 for more information.

Compatible Components

Bulk Box	Lid	Dolly
48" x 40" Boxes with Five Runners	TG48400200, TS4840020	DY48400900
48" x 40" Boxes with Nine Feet	TS48400399	DY48400900

See p. 28 for more information.



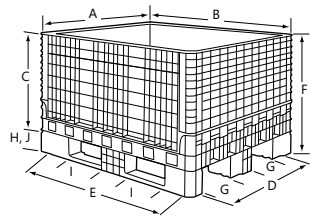
Locking Latches
Spring action, sliding latches automatically lock hinged sidewalls and access doors

Drop Doors
Access doors on up to two sides for quick, easy loading or retrieval of contents

General Purpose Specifications

Model No.	Footprint	Description	Dimensions (in.)									Weight Tare lbs.	Capacity		Fork Tunnel Dimensions (in.)				Shipping		
			Outside			Inside			Collapsed H"	Door Opening			Weight lbs.	Volume cu. ft.	Long Side		Short Side		Return Ratio	Truck Capacity 53'	
			L" (A)	W" (B)	H" (C)	L" (D)	W" (E)	Usable H" (F)		L"	D"				W" (G)	H" (H)	W" (I)	H" (J)		Opened	Collapsed
48" x 40" Boxes																					
BG48403320	48" x 40" x 33"	Two Doors on Length	48.0	40.0	33.0	45.0	37.0	27.0	15.3	33.5	14.1	129.0	1200	28.3	13.0	3.5	12.0	3.5	2.2:1	90	240
	mm/kg/l		1219.2	1016.0	838.2	1143.0	939.8	685.8	388.6	850.9	358.1	58.5	544	801.4	330.2	88.9	304.8	88.9			
BG48404602	48" x 40" x 46"	Two Doors on Width	48.0	40.0	46.0	45.0	37.0	40.0	15.3	33.5	23.1	142.0	1200	38.5	13.0	3.5	12.0	3.5	3.6:1	60	240
	mm/kg/l		1219.2	1016.0	1168.4	1143.0	939.8	1016.0	388.6	850.9	586.7	64.4	544	1090.2	330.2	88.9	304.8	88.9			

No-door boxes available. Visit www.buckhorninc.com for more information.



All heights are based on the version with nine feet. Add 1.5" for versions with five runners. Add 0.5" to fork tunnel height for versions with five runners. Capacity is dependent upon application and use environment. It is based on equally distributed loads. Elevated temperatures or concentrated loads may affect capacity. Truck capacity based on versions with nine feet. Call Buckhorn for versions with five runners. Check with Buckhorn for suitability in your application. Specifications subject to change without notice. All dimensions are approximate.



BG48403320

Did You Know...?

Cardboard damages quality. Unlike disposable packaging, reusable containers withstand repeated use and deliver superior product protection to maintain quality and reduce scrap rate. Hidden costs of cardboard include:

- Damaged product as boxes are crushed from stacking
- Truck trailers are not fully cubed, resulting in wasted space and more trips
- Cardboard is one-way use and is an expense every time you ship. It adds labor costs for breakdown and removal, plus disposal costs



Standard-Duty Boxes

Capacity: 1,600 - 1,800 lbs.

Buckhorn's Standard-Duty Bulk Boxes are rated for load capacities between 1,600 and 1,800 lbs. As the name suggests, these boxes are suitable for a variety of manufacturing applications. The 32" x 30" boxes, in particular, work well with dense loads of small heavy parts.

Features and Benefits

- Footprints: 32" x 30", 48" x 40" and 48" x 45"
- Plastic runners for added stacking strength
- Steel runners and post & pocket panels on BS3230 boxes
- Drop-doors and four-way forklift entry improve ergonomics and handling
- 48" x 45" footprints available in extended heights
- Superior durability for reliable performance
- Customization and identification options available
- Backed by a one-year limited warranty
- 100% recyclable HDPE

Options

- ID Tags
- Label Placards
- Cardholders
- Bar Coding
- Sequential Numbering
- Standard Colors

See p. 83-86 for more information.

Compatible Components

Bulk Box	Lid	Dolly
32" x 30" Boxes	TS32300200	DY32300900
48" x 40" Boxes	TL48400300	DY48400900
48" x 45" Boxes	TS48450300	DY48450900

See p. 28 for more information.




Superior Construction
Superior durability for reliable performance

BN32303420

Forklift Entry & Stackability
Four-way forklift entry improves ergonomics and handling efficiency; plastic runners for added stacking strength

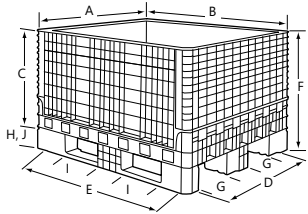
Base Runners
Plastic runners for added stacking strength



Standard-Duty Specifications

Model No.	Footprint	Description	Dimensions (in.)									Weight		Capacity		Fork Tunnel Dimensions (in.)				Shipping		
			Outside			Inside			Collapsed	Door Opening		Tare	Weight	Volume	Long Side		Short Side		Return Ratio	Truck Capacity 53'		
			L" (A)	W" (B)	H" (C)	L" (D)	W" (E)	Usable H" (F)	H"	L"	D"	lbs.	lbs.	cu. ft.	W" (G)	H" (H)	W" (I)	H" (J)		Opened	Collapsed	
32" x 30" Boxes																						
BN32302520	32" x 20" x 25"	Two Doors on Length	32.0	30.0	25.0	29.5	27.5	18.4	13.1	18.0	9.3	64.0	1800	8.6	10.6	3.5	7.6	2.0	1.9:1	240	480	
	mm/kg/l		812.8	762.0	635.0	749.3	698.5	467.4	332.7	457.2	236.2	29.0	816	243.5	269.2	88.9	193.0	50.8				
BN32303420	32" x 30" x 34"	Two Doors on Length	32.0	30.0	34.0	29.5	27.5	27.4	13.1	18.0	14.0	78.0	1800	12.9	10.6	3.5	7.6	2.0	2.6:1	180	480	
	mm/kg/l		812.8	762.0	863.6	749.3	698.5	696.0	332.7	457.2	355.6	35.4	816	365.3	269.2	88.9	193.0	50.8				
BS32302520	32" x 30" x 25"	Two Doors on Length	32.1	30.0	25.0	29.1	27.0	18.4	13.6	22.3	9.2	75.0	1800	8.4	10.3	3.6	7.8	3.9	1.9:1	240	480	
	mm/kg/l		815.3	762.0	635.0	739.1	685.8	467.4	345.4	566.4	233.7	34.0	817	237.9	261.6	91.4	198.1	99.1				
BS32303020	32" x 30" x 30"	Two Doors on Length	32.1	30.0	30.0	29.1	27.0	23.4	15.9	22.3	12.2	83.0	1800	10.6	10.3	3.6	7.8	3.9	1.6:1	180	420	
	mm/kg/l		815.3	762.0	762.0	739.1	685.8	594.4	403.9	566.4	309.9	37.6	817	300.2	261.6	91.4	198.1	99.1				
BS32303420	32" x 30" x 34"	Two Doors on Length	32.1	30.0	34.0	29.1	27.0	27.4	15.9	22.3	12.2	91.0	1800	12.5	10.3	3.6	7.8	3.9	2.2:1	180	420	
	mm/kg/l		815.3	762.0	863.6	739.1	685.8	696.0	403.9	566.4	309.9	41.3	817	354.0	261.6	91.4	198.1	99.1				
48" x 40" Boxes																						
BI48403420	48" x 40" x 34"	Two Doors on Length	47.5	39.5	34.1	44.3	36.2	26.6	15.2	31.3	13.7	120.0	1600	24.7	13.1	4.0	11.1	4.0	2.3:1	90	210	
	mm/kg/l		1206.5	1003.3	866.1	1125.2	919.5	675.6	386.1	795.0	348.0	54.4	726	699.4	332.7	101.6	281.9	101.6				
BI48403920	48" x 40" x 39"	Two Doors on Length	47.5	39.5	39.5	44.3	36.2	32.1	15.2	31.3	16.5	133.0	1600	29.8	13.1	4.0	11.1	4.0	2.6:1	60	210	
	mm/kg/l		1206.5	1003.3	1003.3	1125.2	919.5	815.3	386.1	795.0	419.1	60.3	726	843.8	332.7	101.6	281.9	101.6				
48" x 45" Boxes																						
BX48454020	48" x 45" x 40"	Two Doors on Length	48.0	45.0	40.0	44.5	41.5	33.0	19.3	30.8	16.2	188.0	1800	35.3	11.6	3.3	11.9	3.4	2.1:1	52	130	
	mm/kg/l		1219.2	1143.0	1016.0	1130.3	1054.1	838.2	490.2	782.3	411.5	85.3	816	999.6	294.6	83.8	302.3	86.4				
BX484544B0	48" x 45" x 44"	Two Deep Drop Doors on Length	48.0	45.0	44.0	44.5	41.5	37.0	23.3	30.8	21.0	206.0	1800	39.5	11.6	3.3	11.9	3.4	2:1	52	104	
	mm/kg/l		1219.2	1143.0	1117.6	1130.3	1054.1	939.8	591.8	782.3	533.4	93.4	816	1118.5	294.6	83.8	302.3	86.4				
BX484550B0	48" x 45" x 50"	Two Deep Drop Doors on Length	48.0	45.0	50.0	44.5	41.5	43.0	29.3	30.8	21.0	226.0	1800	46.0	11.6	3.3	11.9	3.4	1.7:1	52	78	
	mm/kg/l		1219.2	1143.0	1270.0	1130.3	1054.1	1092.2	744.2	782.3	533.4	102.5	816	1302.6	294.6	83.8	302.3	86.4				

No-door boxes available. Visit www.buckhorninc.com for more information.



Capacity is dependent upon application and use environment. It is based on equally distributed loads. Elevated temperatures or concentrated loads may affect capacity. Check with Buckhorn for suitability in your application. Specifications subject to change without notice. **All dimensions are approximate.**



BI48403420



BI48403920



BS32302520



BX484550B0

Extra-Duty Boxes

Capacity: 2,000 - 2,500 lbs.

Buckhorn's Extra-Duty Bulk Boxes are rated for load capacities between 2,000 and 2,500 lbs. These boxes have the weight capacity and durable construction to make them particularly suitable in industries such as automotive and appliance manufacturing.

Features and Benefits

- Footprint: 48" x 45"
- Available in extended heights
- Latched panels and doors
- Have plastic or steel runners for added stacking strength
- Drop-doors and four-way forklift entry improve ergonomics and handling
- Superior durability for reliable performance
- Customization and identification options available
- Backed by a one-year limited warranty
- 100% recyclable HDPE

Options

- ID Tags
- Label Placards
- Cardholders
- Bar Coding
- Sequential Numbering
- Standard Colors

See p. 83-86 for more information.

Compatible Components

Bulk Box	Lid	Dolly
48" x 45" Boxes	TS48450300	DY48450900

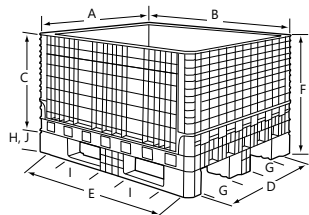
See p. 28 for more information.



Extra-Duty Specifications

Model No.	Footprint	Description	Dimensions (in.)									Weight		Capacity		Fork Tunnel Dimensions (in.)				Shipping		
			Outside			Inside			Collapsed	Door Opening		Tare lbs.	Weight lbs.	Volume cu. ft.	Long Side		Short Side		Return Ratio	Truck Capacity 53'		
			L" (A)	W" (B)	H" (C)	L" (D)	W" (E)	Usable H" (F)		L"	D"				W" (G)	H" (H)	W" (I)	H" (J)		Opened	Collapsed	
Extra Duty																						
BN48452520	48" x 45" x 25"	Two Doors on Length	48.0	45.0	25.0	44.5	41.5	18.3	12.8	31.8	10.3	100.0	2500	19.1	11.0	3.3	12.3	3.3	2.3:1	104	234	
	mm/kg/l		1219.2	1143.0	635.0	1130.3	1054.1	464.8	325.1	807.7	261.6	45.4	1134	540.9	279.4	83.8	312.4	83.8				
BN48453420	48" x 45" x 34"	Two Doors on Length	48.0	45.0	34.0	44.5	41.5	27.0	12.8	31.8	14.5	122.0	2500	28.7	11.0	3.3	12.3	3.3	3:1	78	234	
			1219.2	1143.0	863.6	1130.3	1054.1	685.8	325.1	807.7	368.3	55.3	1134	812.7	279.4	83.8	312.4	83.8				
BN48453520	48" x 45" x 35"	Two Doors on Length	48.0	45.0	35.0	44.5	41.5	28.0	19.8	31.8	10.3	132.0	2000	29.9	11.0	3.3	12.3	3.3	1.7:1	78	130	
			1219.2	1143.0	889.0	1130.3	1054.1	711.2	502.9	807.7	261.6	59.9	907	846.7	279.4	83.8	312.4	83.8				
BN48453920	48" x 45" x 39"	Two Doors on Length	48.0	45.0	39.0	44.5	41.5	32.0	17.8	31.8	10.3	149.0	2000	34.2	11.0	3.3	12.3	3.3	2.1:1	52	130	
			1219.2	1143.0	990.6	1130.3	1054.1	812.8	452.1	807.7	261.6	67.6	907	968.4	279.4	83.8	312.4	83.8				
BN48454120	48" x 45" x 41"	Two Doors on Length	48.0	45.0	41.0	44.5	41.5	34.0	19.8	31.8	14.5	147.0	2000	36.3	11.0	3.3	12.3	3.3	2.1:1	52	130	
			1219.2	1143.0	1041.4	1130.3	1054.1	863.6	502.9	807.7	368.3	66.7	907	1027.9	279.4	83.8	312.4	83.8				
BN48454420	48" x 45" x 44"	Two Doors on Length	48.0	45.0	44.0	44.5	41.5	37.0	22.8	31.8	14.5	154.0	2000	39.5	11.0	3.3	12.3	3.3	2.1:1	52	104	
			1219.2	1143.0	1117.6	1130.3	1054.1	939.8	579.1	807.7	368.3	69.9	907	1118.5	279.4	83.8	312.4	83.8				
BN48455120	48" x 45" x 51"	Two Doors on Length	48.0	45.0	51.0	44.5	41.5	44.0	29.8	31.8	14.5	179.0	2000	47.0	11.0	3.3	12.3	3.3	1.7:1	52	78	
			1219.2	1143.0	1295.4	1130.3	1054.1	1117.6	756.9	807.7	368.3	81.2	907	1330.9	279.4	83.8	312.4	83.8				
BE48454020	48" x 45" x 40"	Two Doors on Length	48.0	45.0	40.0	44.5	41.5	33.0	19.3	30.8	16.2	188.0	2000	35.3	11.6	3.3	11.9	3.4	2.1:1	52	130	
			1219.2	1143.0	1016.0	1130.3	1054.1	838.2	490.2	782.3	411.5	85.3	907	999.6	294.6	83.8	302.3	86.4				
BE484544B0	48" x 45" x 44"	Two Deep Drop-Doors on Length	48.0	45.0	44.0	44.5	41.5	37.0	23.3	30.8	21.0	206.0	2000	39.5	11.6	3.3	11.9	3.4	2:1	52	104	
			1219.2	1143.0	1117.6	1130.3	1054.1	939.8	591.8	782.3	533.4	93.4	907	1118.5	294.6	83.8	302.3	86.4				
BE484550B0	48" x 45" x 50"	Two Deep Drop-Doors on Length	48.0	45.0	50.0	44.5	41.5	43.0	29.3	30.8	21.0	226.0	2000	46.0	11.6	3.3	11.9	3.4	1.7:1	52	78	
			1219.2	1143.0	1270.0	1130.3	1054.1	1092.2	744.2	782.3	533.4	102.5	907	1302.6	294.6	83.8	302.3	86.4				

No-door boxes available. Visit www.buckhorninc.com for more information.



Capacity is dependent upon application and use environment. It is based on equally distributed loads. Elevated temperatures or concentrated loads may affect capacity. Check with Buckhorn for suitability in your application. Specifications subject to change without notice. **All dimensions are approximate.**

Extension Rings

Additional heights not listed are available; Buckhorn offers 7" and 10" extension rings that can be added in any combination to the BN484525 and BN484534 models



BN48455120



BE484544B0



BE484550B0

Heavy-Duty Boxes

Capacity: 2,000 - 2,500 lbs.

Buckhorn's Heavy-Duty Bulk Boxes are rated for load capacities between 2,000 and 2,500 lbs. These boxes are the most robust in the industry. Their weight capacity, post and pocket design, steel runners and hit plates make them suitable for heavy parts in rugged applications.

Features and Benefits

- Footprints: 48" x 40" and 48" x 45"
- Feature steel corner hit plates to deflect fork tines
- Post and pocket panels
- Three recessed steel base runners for added stacking strength
- Drop-doors and four-way forklift entry improve ergonomics and handling
- Extension rings available for taller heights
- Superior durability for reliable performance
- Customization and identification options available
- Backed by a one-year limited warranty
- 100% recyclable HDPE

Options

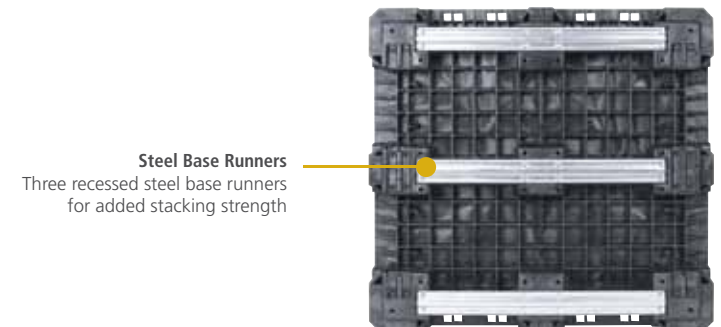

- ID Tags
- Label Placards
- Cardholders
- Bar Coding
- Sequential Numbering
- Standard Colors

See p. 83-86 for more information.

Compatible Components

Bulk Box	Lid	Dolly
48" x 40" Boxes	TH48400200	DY48400900
48" x 45" Boxes	TH48450200	DY48450900

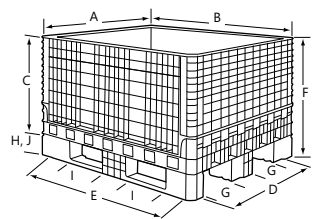
See p. 28 for more information.



Heavy-Duty Specifications

Model No.	Footprint	Description	Dimensions (in.)								Weight		Capacity		Fork Tunnel Dimensions (in.)				Shipping		
			Outside			Inside			Collapsed	Door Opening		Tare	Weight	Volume	Long Side		Short Side		Return Ratio	Truck Capacity 53'	
			L" (A)	W" (B)	H" (C)	L" (D)	W" (E)	Usable H" (F)	H"	L"	D"	lbs.	lbs.	cu. ft.	W" (G)	H" (H)	W" (I)	H" (J)		Opened	Collapsed
48" x 40"																					
BH48402520	48" x 40" x 25"	Two Doors on Length	47.6	39.8	25.0	44.0	36.3	18.3	14.1	27.1	10.7	121.3	2500	16.9	11.8	3.2	10.4	4.1	2.1:1	120	240
	mm/kg/l		1209.0	1010.9	635.0	1117.6	922.0	464.8	358.1	688.3	271.8	55.0	1134	478.6	299.7	81.3	264.2	104.1			
BH48403020	48" x 40" x 30"	Two Doors on Length	47.6	39.8	29.9	44.0	36.3	22.5	14.1	27.1	14.0	132.4	2500	20.8	11.8	3.2	10.4	4.1	2.5:1	90	240
	mm/kg/l		1209.0	1010.9	759.5	1117.6	922.0	571.5	358.1	688.3	355.6	60.1	1134	589.0	299.7	81.3	264.2	104.1			
BH48403420	48" x 40" x 34"	Two Doors on Length	47.6	39.8	33.9	44.0	36.3	26.5	14.1	27.1	14.0	141.2	2500	24.5	11.8	3.2	10.4	4.1	3:1	90	242
	mm/kg/l		1209.0	1010.9	861.1	1117.6	922.0	673.1	358.1	688.3	355.6	64.0	1134	693.8	299.7	81.3	264.2	104.1			
48" x 45"																					
BH48452520	48" x 45" x 25"	Two Doors on Length	47.6	44.6	25.6	44.3	41.3	18.7	13.6	27.1	10.7	140.0	2500	19.7	11.9	3.3	10.5	3.7	2.1:1	112	224
	mm/kg/l		1209.0	1132.8	650.2	1125.2	1049.0	475.0	345.4	688.3	271.8	63.5	1134	557.8	302.3	83.8	266.7	94.0			
BH48453020	48" x 45" x 30"	Two Doors on Length	47.6	44.6	29.9	44.3	41.3	22.9	13.6	27.1	14.0	152.0	2500	24.2	11.9	3.3	10.5	3.7	2.5:1	84	224
	mm/kg/l		1209.0	1132.8	759.5	1125.2	1049.0	581.7	345.4	688.3	355.6	68.9	1134	685.3	302.3	83.8	266.7	94.0			
BH48453420	48" x 45" x 34"	Two Doors on Length	47.6	44.6	34.0	44.3	41.3	27.1	13.6	27.1	14.0	163.0	2500	28.7	11.9	3.3	10.5	3.7	3:1	84	224
	mm/kg/l		1209.0	1132.8	863.6	1125.2	1049.0	688.3	345.4	688.3	355.6	73.9	1134	812.7	302.3	83.8	266.7	94.0			
BH48454120	48" x 45" x 41"	Two Doors on Length	47.6	44.6	41.0	44.3	41.3	34.1	20.6	27.1	14.0	195.0	2000	35.9	11.9	3.3	10.5	3.7	2.5:1	52	130
	mm/kg/l		1209.0	1132.8	1041.4	1125.2	1049.0	866.1	523.2	688.3	355.6	88.5	907	1016.6	302.3	83.8	266.7	94.0			
BH48454420	48" x 45" x 44"	Two Doors on Length	47.6	44.6	44.0	44.3	41.3	37.1	23.6	27.1	14.0	202.0	2000	39.2	11.9	3.3	10.5	3.7	2:1	52	104
	mm/kg/l		1209.0	1132.8	1117.6	1125.2	1049.0	942.3	599.4	688.3	355.6	91.6	907	1110.0	302.3	83.8	266.7	94.0			
BH48455120	48" x 45" x 51"	Two Doors on Length	47.6	44.6	51.0	44.3	41.3	44.1	30.6	27.1	14.0	230.0	2000	46.4	11.9	3.3	10.5	3.7	1.5:1	52	78
	mm/kg/l		1209.0	1132.8	1295.4	1125.2	1049.0	1120.1	777.2	688.3	355.6	104.3	907	1313.9	302.3	83.8	266.7	94.0			

No-door boxes available. Visit www.buckhorninc.com for more information.



Capacity is dependent upon application and use environment. It is based on equally distributed loads. Elevated temperatures or concentrated loads may affect capacity. Check with Buckhorn for suitability in your application. Specifications subject to change without notice. **All dimensions are approximate.**



BH48402520



BH48403420



BH48452520

Fixed Wall Boxes

Capacity: 1,800 - 2,300 lbs.

Buckhorn's Fixed Wall Bulk Boxes are rated for load capacities between 1,800 and 2,300 lbs. Strong and stable, they offer a robust packaging system, which can be used again and again. The boxes are ideal for heavy-duty distribution applications and are suitable for the shipment of virtually any manufactured good.

Fixed Wall Boxes do not fold down. Instead, they are designed with rounded rims and corners, which means they are easy to keep clean. They ensure the maximum load capacity and provide protection of goods. Buckhorn's Fixed Wall Boxes are all automation friendly to assist the high-speed environment of many of today's production systems.

Features and Benefits

- Footprints: 32" x 30", 48" x 45", 57" x 48", 64" x 48" and 70" x 48"
- Four-way forklift entry improves handling
- Superior durability for reliable performance
- Customization and identification options available
- Backed by a one-year limited warranty
- 100% recyclable HDPE

Options

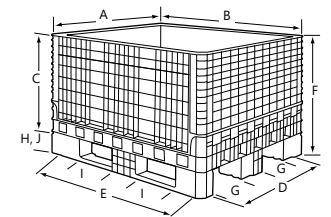
- ID Tags
- Label Placards
- Cardholders
- Bar Coding
- Sequential Numbering
- Standard Colors

See p. 83-86 for more information.

Compatible Components

Bulk Box	Lid	Dolly
32" x 30" Boxes	TS32300200	DY32300900
48" x 45" Boxes	TS48450300	DY48450900
57" x 48" Boxes	TV57480200	--
64" x 48" Boxes	TV64480200	--
70" x 48" Boxes	TV70480200	--

See p. 28 for more information.



Capacity is dependent upon application and use environment. It is based on equally distributed loads. Elevated temperatures or concentrated loads may affect capacity. Check with Buckhorn for suitability in your application. Specifications subject to change without notice. **All dimensions are approximate.**

Fixed Wall Specifications

Model No.	Footprint	Description	Dimensions (in.)						Weight Tare lbs.	Capacity			Fork Tunnel Dimensions (in.)				Shipping	
			Outside			Inside				Weight	Volume	Long Side		Short Side		Return Ratio	Truck Capacity 53' Opened	
			L" (A)	W" (B)	H" (C)	L" (D)	W" (E)	Usable H" (F)		lbs.	cu. ft.	W" (G)	H" (H)	W" (I)	H" (J)			
32" x 30"																		
BF323017XP	32" x 30" x 17"	Non-collapsible	31.9	29.8	16.9	29.4	27.3	9.4	46.0	1800	4.4	10.6	4.0	7.1	1.8	1:1	360	
	mm/kg/l		810.3	756.9	429.3	746.8	693.4	238.8	20.9	816	124.6	269.2	101.6	180.3	45.7			
48" x 45"																		
BF484512XP	48" x 45" x 12"	Non-collapsible	48.0	45.0	12.0	44.5	41.6	5.2	83.0	2300	5.6	11.6	3.3	11.9	3.4	1:1	234	
	mm/kg/l		1219.2	1143.0	304.8	1130.3	1056.6	132.1	37.6	1043	158.6	294.6	83.8	302.3	86.4			
BF484515XP	48" x 45" x 15"	Non-collapsible	48.0	45.0	15.0	44.5	41.6	8.2	95.0	2300	8.8	11.6	3.3	11.9	3.4	1:1	182	
			1219.2	1143.0	381.0	1130.3	1056.6	208.3	43.1	1043	249.2	294.6	83.8	302.3	86.4			
BF484517XP	48" x 45" x 17"	Non-collapsible	48.0	45.0	17.0	44.5	41.6	10.2	102.0	2300	10.9	11.6	3.3	11.9	3.4	1:1	156	
			1219.2	1143.0	431.8	1130.3	1056.6	259.1	46.3	1043	308.7	294.6	83.8	302.3	86.4			
BF484519XP	48" x 45" x 19"	Non-collapsible	48.0	45.0	19.0	44.5	41.6	12.2	118.0	2300	13.1	11.6	3.3	11.9	3.4	1:1	130	
			1219.2	1143.0	482.6	1130.3	1056.6	309.9	53.5	1043	371.0	294.6	83.8	302.3	86.4			
BF484521XP	48" x 45" x 21"	Non-collapsible	48.0	45.0	21.0	44.5	41.6	14.2	131.0	2300	15.2	11.6	3.3	11.9	3.4	1:1	130	
			1219.2	1143.0	533.4	1130.3	1056.6	360.7	59.4	1043	430.4	294.6	83.8	302.3	86.4			
BF484526XP	48" x 45" x 26"	Non-collapsible	48.0	45.0	25.6	44.5	41.6	18.8	142.0	2300	20.1	11.6	3.3	11.9	3.4	1:1	104	
			1219.2	1143.0	650.2	1130.3	1056.6	477.5	64.4	1043	569.2	294.6	83.8	302.3	86.4			
57" x 48"																		
BF574817XP	57" x 48" x 17"	Non-collapsible	57.3	48.0	17.5	53.5	44.5	10.1	119.0	2000	13.9	10.2	3.2	10.8	3.2	1:1	132	
	mm/kg/l		1455.4	1219.2	444.5	1358.9	1130.3	256.5	54.0	907	393.6	259.1	81.3	274.3	81.3			
BF574819XP	57" x 48" x 19"	Non-collapsible	57.3	48.0	19.6	53.5	44.5	12.2	125.0	2000	16.8	10.2	3.2	10.8	3.2	1:1	110	
			1455.4	1219.2	497.8	1358.9	1130.3	309.9	56.7	907	475.7	259.1	81.3	274.3	81.3			
64" x 48"																		
BF644817XP	64" x 48" x 17"	Non-collapsible	64.5	48.0	17.5	60.8	44.5	10.1	132.0	2000	15.8	10.2	3.2	10.8	3.2	1:1	116	
	mm/kg/l		1638.3	1219.2	444.5	1544.3	1130.3	256.5	59.9	907	447.4	259.1	81.3	274.3	81.3			
BF644819XP	64" x 48" x 19"	Non-collapsible	64.5	48.0	19.6	60.8	44.5	12.2	139.0	2000	19.1	10.2	3.2	10.8	3.2	1:1	95	
			1638.3	1219.2	497.8	1544.3	1130.3	309.9	63.0	907	540.9	259.1	81.3	274.3	81.3			
70" x 48"																		
BF704817XP	70" x 48" x 17"	Non-collapsible	70.0	48.0	17.5	66.3	44.5	10.1	138.0	2000	17.2	10.2	3.2	10.8	3.2	1:1	102	
	mm/kg/l		1778.0	1219.2	444.5	1684.0	1130.3	256.5	62.6	907	487.0	259.1	81.3	274.3	81.3			
BF704819XP	70" x 48" x 19"	Non-collapsible	70.0	48.0	19.6	66.3	44.5	12.2	146.0	2000	20.8	10.2	3.2	10.8	3.2	1:1	85	
			1778.0	1219.2	497.8	1684.0	1130.3	309.9	66.2	907	589.0	259.1	81.3	274.3	81.3			

Extended Length Boxes

Capacity: 2,000 lbs.

Buckhorn's Extended Length Bulk Boxes are rated for load capacities up to 2,000 lbs. They are ideal for products such as automotive trim parts, hoses, pipes, harnesses and other long items. They collapse flat in seconds and stack for storage and return shipment – optimizing space usage and saving money on returned freight. Hand-hold areas on the panels provide a comfortable grip for assembling and collapsing the containers.

Features and Benefits

- Footprints: 57" x 48", 62" x 48", 64" x 48", and 70" x 48"
- New 62" length designed for maximum trailer cube utilization
- Spring action latches on doors and sidewalls provide quick and easy assembly, knock down and access to contents
- No hinge pins – walls snap in place and remove quickly for replacement
- Non-sequential folding allows quick collapsibility and prevents walls from bowing when collapsed
- Drop-doors and four-way forklift entry improve ergonomics and handling
- Optional steel corner hit plates
- Superior durability for reliable performance
- Customization and identification options available
- Backed by a one-year limited warranty
- 100% recyclable HDPE

Options

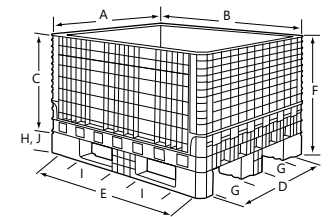
- ID Tags
- Label Placards
- Cardholders
- Bar Coding
- Sequential Numbering
- Standard Colors

See p. 83-86 for more information.

Compatible Components

Bulk Box	Lid	Dolly
57" x 48" Boxes	TV57480200	--
64" x 48" Boxes	TV64480200	--
70" x 48" Boxes	TV70480200	--

See p. 28 for more information.



The usable height allows for a 1" nest if another container is placed on top. Capacity is dependent upon application and use environment. Capacity is also based on equally distributed loads. Elevated temperatures or concentrated loads may affect capacity. Check with Buckhorn for suitability in your application. Specifications subject to change without notice. **All dimensions are approximate.**

Extended Length Specifications

Model No.	Footprint	Description	Dimensions (in.)											Weight		Capacity		Fork Tunnel Dimensions (in.)				Shipping		
			Outside			Inside			Collapsed	Door Opening (Long)		Door Opening (Short)		Tare	Weight	Volume	Long Side		Short Side		Return Ratio	Truck Capacity 53'		
			L" (A)	W" (B)	H" (C)	L" (D)	W" (E)	Usable H" (F)		H"	L"	D"	L"				D"	W" (G)	H" (H)	W" (I)		H" (J)	Opened	Collapsed
57" x 48"																								
BS57482502	57" x 48" x 25"	Two Doors on Width	57.3	48.0	25.0	53.5	44.5	17.6	13.9	-	-	32.0	8.5	153.7	2000	24.3	10.2	3.2	10.8	3.2	1.8:1	88	168	
	mm/kg/l		1455.4	1219.2	635.0	1358.9	1130.3	447.0	353.1	-	-	812.8	215.9	69.7	907	688.1	259.1	81.3	274.3	81.3				
BS57482520	57" x 48" x 25"	Two Doors on Length	57.3	48.0	25.0	53.5	44.5	17.6	13.9	32.0	8.5	-	-	153.7	2000	24.3	10.2	3.2	10.8	3.2	1.8:1	88	168	
	mm/kg/l		1455.4	1219.2	635.0	1358.9	1130.3	447.0	353.1	812.8	215.9	-	-	69.7	907	688.1	259.1	81.3	274.3	81.3				
BS57482522	57" x 48" x 25"	Two Doors on Length, Two Doors on Width	57.3	48.0	25.0	53.5	44.5	17.6	13.9	32.0	8.5	32.0	8.5	153.7	2000	24.3	10.2	3.2	10.8	3.2	1.8:1	88	168	
	mm/kg/l		1455.4	1219.2	635.0	1358.9	1130.3	447.0	353.1	812.8	215.9	812.8	215.9	69.7	907	688.1	259.1	81.3	274.3	81.3				
BS57483402	57" x 48" x 34"	Two Doors on Width	57.3	48.0	34.0	53.5	44.5	26.6	13.9	-	-	32.0	16.5	171.0	2000	36.7	10.2	3.2	10.8	3.2	2.5:1	66	168	
	mm/kg/l		1455.4	1219.2	863.6	1358.9	1130.3	675.6	353.1	-	-	812.8	419.1	77.6	907	1039.2	259.1	81.3	274.3	81.3				
BS57483420	57" x 48" x 34"	Two Doors on Length	57.3	48.0	34.0	53.5	44.5	26.6	13.9	32.0	16.5	-	-	171.0	2000	36.7	10.2	3.2	10.8	3.2	2.5:1	66	168	
	mm/kg/l		1455.4	1219.2	863.6	1358.9	1130.3	675.6	353.1	812.8	419.1	-	-	77.6	907	1039.2	259.1	81.3	274.3	81.3				
BS57483422	57" x 48" x 34"	Two Doors on Length, Two Doors on Width	57.3	48.0	34.0	53.5	44.5	26.6	13.9	32.0	16.5	32.0	16.5	171.0	2000	36.7	10.2	3.2	10.8	3.2	2.5:1	66	168	
	mm/kg/l		1455.4	1219.2	863.6	1358.9	1130.3	675.6	353.1	812.8	419.1	812.8	419.1	77.6	907	1039.2	259.1	81.3	274.3	81.3				
BS57484402	57" x 48" x 44"	Two Doors on Width	57.3	48.0	44.0	53.5	44.5	36.6	24.4	-	-	32.0	16.5	207.0	2000	50.4	10.2	3.2	10.8	3.2	1.8:1	44	84	
	mm/kg/l		1455.4	1219.2	1117.6	1358.9	1130.3	929.6	619.8	-	-	812.8	419.1	93.9	907	1427.2	259.1	81.3	274.3	81.3				
BS57484420	57" x 48" x 44"	Two Doors on Length	57.3	48.0	44.0	53.5	44.5	36.6	24.4	32.0	16.5	-	-	207.0	2000	50.4	10.2	3.2	10.8	3.2	1.8:1	44	84	
	mm/kg/l		1455.4	1219.2	1117.6	1358.9	1130.3	929.6	619.8	812.8	419.1	-	-	93.9	907	1427.2	259.1	81.3	274.3	81.3				
BS57484422	57" x 48" x 44"	Two Doors on Length, Two Doors on Width	57.3	48.0	44.0	53.5	44.5	36.6	24.4	32.0	16.5	32.0	16.5	207.0	2000	50.4	10.2	3.2	10.8	3.2	1.8:1	44	84	
	mm/kg/l		1455.4	1219.2	1117.6	1358.9	1130.3	929.6	619.8	812.8	419.1	812.8	419.1	93.9	907	1427.2	259.1	81.3	274.3	81.3				
62" x 48"																								
BS62483402	62" x 48" x 34"	Two Doors on Width	62.5	48.0	34.0	58.8	44.5	26.6	13.9	-	-	32.0	16.5	175.0	2000	40.3	10.2	3.2	10.8	3.2	2.7:1	60	160	
	mm/kg/l		1587.5	1219.2	863.6	1493.5	1130.3	675.6	353.1	-	-	812.8	419.1	79.4	907	1141.2	259.1	81.3	274.3	81.3				
BS62483420	62" x 48" x 34"	Two Doors on Length	62.5	48.0	34.0	58.8	44.5	26.6	13.9	32.0	16.5	-	-	175.0	2000	40.3	10.2	3.2	10.8	3.2	2.7:1	60	160	
	mm/kg/l		1587.5	1219.2	863.6	1493.5	1130.3	675.6	353.1	812.8	419.1	-	-	79.4	907	1141.2	259.1	81.3	274.3	81.3				
BS62483422	62" x 48" x 34"	Two Doors on Length, Two Doors on Width	62.5	48.0	34.0	58.8	44.5	26.6	13.9	32.0	16.5	32.0	16.5	175.0	2000	40.3	10.2	3.2	10.8	3.2	2.7:1	60	160	
	mm/kg/l		1587.5	1219.2	863.6	1493.5	1130.3	675.6	353.1	812.8	419.1	812.8	419.1	79.4	907	1141.2	259.1	81.3	274.3	81.3				

No-door boxes available. Visit www.buckhorninc.com for more information.



BS5783422

BS64482502

BS70485022

Extended Length Specifications *continued...*

Model No.	Footprint	Description	Dimensions (in.)										Weight		Capacity		Fork Tunnel Dimensions (in.)				Shipping		
			Outside			Inside			Collapsed	Door Opening (Long)		Door Opening (Short)		Tare	Weight	Volume	Long Side		Short Side		Return Ratio	Truck Capacity 53'	
			L" (A)	W" (B)	H" (C)	L" (D)	W" (E)	Usable H" (F)		L"	D"	L"	D"				W" (G)	H" (H)	W" (I)	H" (J)		Opened	Collapsed
62" x 48" Continued...																							
BS62484402	62" x 48" x 44"	Two Doors on Width	62.5	48.0	44.0	58.8	44.5	36.6	24.4	-	-	32.0	16.5	219.0	2000	55.4	10.2	3.2	10.8	3.2	2:1	40	80
	mm/kg/l		1587.5	1219.2	1117.6	1493.5	1130.3	929.6	619.8	-	-	812.8	419.1	99.3	907	1568.8	259.1	81.3	274.3	81.3			
BS62484420	62" x 48" x 44"	Two Doors on Length	62.5	48.0	44.0	58.8	44.5	36.6	24.4	32.0	16.5	-	-	219.0	2000	55.4	10.2	3.2	10.8	3.2	2:1	40	80
			1587.5	1219.2	1117.6	1493.5	1130.3	929.6	619.8	812.8	419.1	-	-	99.3	907	1568.8	259.1	81.3	274.3	81.3			
BS62484422	62" x 48" x 44"	Two Doors on Length, Two Doors on Width	62.5	48.0	44.0	58.8	44.5	36.6	24.4	32.0	16.5	32.0	16.5	219.0	2000	55.4	10.2	3.2	10.8	3.2	2:1	40	80
			1587.5	1219.2	1117.6	1493.5	1130.3	929.6	619.8	812.8	419.1	812.8	419.1	99.3	907	1568.8	259.1	81.3	274.3	81.3			
BS62485002	62" x 48" x 50"	Two Doors on Width	62.5	48.0	50.0	58.8	44.5	42.6	24.4	-	-	32.0	16.5	238.0	2000	64.5	10.2	3.2	10.8	3.2	2:1	40	80
			1587.5	1219.2	1270.0	1493.5	1130.3	1082.0	619.8	-	-	812.8	419.1	108.0	907	1826.4	259.1	81.3	274.3	81.3			
BS62485020	62" x 48" x 50"	Two Doors on Length	62.5	48.0	50.0	58.8	44.5	42.6	24.4	32.0	16.5	-	-	238.0	2000	64.5	10.2	3.2	10.8	3.2	2:1	40	80
			1587.5	1219.2	1270.0	1493.5	1130.3	1082.0	619.8	812.8	419.1	-	-	108.0	907	1826.4	259.1	81.3	274.3	81.3			
BS62485022	62" x 48" x 50"	Two Doors on Length, Two Doors on Width	62.5	48.0	50.0	58.8	44.5	42.6	24.4	32.0	16.5	32.0	16.5	238.0	2000	64.5	10.2	3.2	10.8	3.2	2:1	40	80
			1587.5	1219.2	1270.0	1493.5	1130.3	1082.0	619.8	812.8	419.1	812.8	419.1	108.0	907	1826.4	259.1	81.3	274.3	81.3			
64" x 48"																							
BS64482502	64" x 48" x 25"	Two Doors on Width	64.5	48.0	25.0	60.8	44.5	17.6	13.9	-	-	32.0	8.5	157.0	2000	27.6	10.2	3.2	10.8	3.2	1.8:1	76	152
	mm/kg/l		1638.3	1219.2	635.0	1544.3	1130.3	447.0	353.1	-	-	812.8	215.9	71.2	907	781.5	259.1	81.3	274.3	81.3			
BS64482520	64" x 48" x 25"	Two Doors on Length	64.5	48.0	25.0	60.8	44.5	17.6	13.9	40.0	11.0	-	-	157.0	2000	27.6	10.2	3.2	10.8	3.2	1.8:1	76	152
			1638.3	1219.2	635.0	1544.3	1130.3	447.0	353.1	1016.0	279.4	-	-	71.2	907	781.5	259.1	81.3	274.3	81.3			
BS64482522	64" x 48" x 25"	Two Doors on Length, Two Doors on Width	64.5	48.0	25.0	60.8	44.5	17.6	13.9	40.0	11.0	32.0	8.5	157.0	2000	27.6	10.2	3.2	10.8	3.2	1.8:1	76	152
			1638.3	1219.2	635.0	1544.3	1130.3	447.0	353.1	1016.0	279.4	812.8	215.9	71.2	907	781.5	259.1	81.3	274.3	81.3			
BS64483402	64" x 48" x 34"	Two Doors on Width	64.5	48.0	34.0	60.8	44.5	26.6	13.9	-	-	32.0	16.5	183.0	2000	41.7	10.2	3.2	10.8	3.2	2.5:1	57	152
			1638.3	1219.2	863.6	1544.3	1130.3	675.6	353.1	-	-	812.8	419.1	83.0	907	1180.8	259.1	81.3	274.3	81.3			
BS64483420	64" x 48" x 34"	Two Doors on Length	64.5	48.0	34.0	60.8	44.5	26.6	13.9	40.0	16.5	-	-	183.0	2000	41.7	10.2	3.2	10.8	3.2	2.5:1	57	152
			1638.3	1219.2	863.6	1544.3	1130.3	675.6	353.1	1016.0	419.1	-	-	83.0	907	1180.8	259.1	81.3	274.3	81.3			
BS64483422	64" x 48" x 34"	Two Doors on Length, Two Doors on Width	64.5	48.0	34.0	60.8	44.5	26.6	13.9	40.0	16.5	32.0	16.5	183.0	2000	41.7	10.2	3.2	10.8	3.2	2.5:1	57	152
			1638.3	1219.2	863.6	1544.3	1130.3	675.6	353.1	1016.0	419.1	812.8	419.1	83.0	907	1180.8	259.1	81.3	274.3	81.3			
BS64484402	64" x 48" x 44"	Two Doors on Width	64.5	48.0	44.0	60.8	44.5	36.6	24.4	-	-	32.0	16.5	210.0	2000	57.3	10.2	3.2	10.8	3.2	1.8:1	38	76
			1638.3	1219.2	1117.6	1544.3	1130.3	929.6	619.8	-	-	812.8	419.1	95.3	907	1622.6	259.1	81.3	274.3	81.3			
BS64484420	64" x 48" x 44"	Two Doors on Length	64.5	48.0	44.0	60.8	44.5	36.6	24.4	40.0	16.5	-	-	210.0	2000	57.3	10.2	3.2	10.8	3.2	1.8:1	38	76
			1638.3	1219.2	1117.6	1544.3	1130.3	929.6	619.8	1016.0	419.1	-	-	95.3	907	1622.6	259.1	81.3	274.3	81.3			
BS64484422	64" x 48" x 44"	Two Doors on Length, Two Doors on Width	64.5	48.0	44.0	60.8	44.5	36.6	24.4	40.0	16.5	32.0	16.5	210.0	2000	57.3	10.2	3.2	10.8	3.2	1.8:1	38	76
			1638.3	1219.2	1117.6	1544.3	1130.3	929.6	619.8	1016.0	419.1	812.8	419.1	95.3	907	1622.6	259.1	81.3	274.3	81.3			

Extended Length Specifications *continued...*

Model No.	Footprint	Description	Dimensions (in.)										Weight		Capacity		Fork Tunnel Dimensions (in.)				Shipping		
			Outside			Inside			Collapsed	Door Opening (Long)		Door Opening (Short)		Tare	Weight	Volume	Long Side		Short Side		Return Ratio	Truck Capacity 53'	
			L" (A)	W" (B)	H" (C)	L" (D)	W" (E)	Usable H" (F)		L"	D"	L"	D"				W" (G)	H" (H)	W" (I)	H" (J)		Opened	Collapsed
64" x 48" Continued...																							
BS64485002	64" x 48" x 50"	Two Doors on Width	64.5	48.0	50.0	60.8	44.5	42.6	24.4	-	-	32.0	22.5	234.0	2000	66.7	10.2	3.2	10.8	3.2	2.1:1	38	76
	mm/kg/l		1638.3	1219.2	1270.0	1544.3	1130.3	1082.0	619.8	-	-	812.8	571.5	106.1	907	1888.7	259.1	81.3	274.3	81.3			
BS64485020	64" x 48" x 50"	Two Doors on Length	64.5	48.0	50.0	60.8	44.5	42.6	24.4	40.0	24.5	-	-	234.0	2000	66.7	10.2	3.2	10.8	3.2	2.1:1	38	76
	mm/kg/l		1638.3	1219.2	1270.0	1544.3	1130.3	1082.0	619.8	1016.0	622.3	-	-	106.1	907	1888.7	259.1	81.3	274.3	81.3			
BS64485022	64" x 48" x 50"	Two Doors on Length, Two Doors on Width	64.5	48.0	50.0	60.8	44.5	42.6	24.4	40.0	24.5	32.0	22.5	234.0	2000	66.7	10.2	3.2	10.8	3.2	2.1:1	38	76
	mm/kg/l		1638.3	1219.2	1270.0	1544.3	1130.3	1082.0	619.8	1016.0	622.3	812.8	571.5	106.1	907	1888.7	259.1	81.3	274.3	81.3			
70" x 48"																							
BS70482502	70" x 48" x 25"	Two Doors on Width	70.0	48.0	25.0	66.3	44.5	17.6	13.9	-	-	32.0	8.5	172.0	2000	30.1	10.2	3.2	10.8	3.2	1.8:1	68	136
	mm/kg/l		1778.0	1219.2	635.0	1684.0	1130.3	447.0	353.1	-	-	812.8	215.9	78.0	907	852.3	259.1	81.3	274.3	81.3			
BS70482520	70" x 48" x 25"	Two Doors on Length	70.0	48.0	25.0	66.3	44.5	17.6	13.9	40.0	11.0	-	-	172.0	2000	30.1	10.2	3.2	10.8	3.2	1.8:1	68	136
	mm/kg/l		1778.0	1219.2	635.0	1684.0	1130.3	447.0	353.1	1016.0	279.4	-	-	78.0	907	852.3	259.1	81.3	274.3	81.3			
BS70482522	70" x 48" x 25"	Two Doors on Length, Two Doors on Width	70.0	48.0	25.0	66.3	44.5	17.6	13.9	40.0	11.0	32.0	8.5	172.0	2000	30.1	10.2	3.2	10.8	3.2	1.8:1	68	136
	mm/kg/l		1778.0	1219.2	635.0	1684.0	1130.3	447.0	353.1	1016.0	279.4	812.8	215.9	78.0	907	852.3	259.1	81.3	274.3	81.3			
BS70483402	70" x 48" x 34"	Two Doors on Width	70.0	48.0	34.0	66.3	44.5	26.6	13.9	-	-	32.0	16.5	195.0	2000	45	10.2	3.2	10.8	3.2	2.5:1	51	136
	mm/kg/l		1778.0	1219.2	863.6	1684.0	1130.3	675.6	353.1	-	-	812.8	419.1	88.5	907	1286	259.1	81.3	274.3	81.3			
BS70483420	70" x 48" x 34"	Two Doors on Length	70.0	48.0	34.0	66.3	44.5	26.6	13.9	40.0	16.5	-	-	195.0	2000	45.4	10.2	3.2	10.8	3.2	2.5:1	51	136
	mm/kg/l		1778.0	1219.2	863.6	1684.0	1130.3	675.6	353.1	1016.0	419.1	-	-	88.5	907	1285.6	259.1	81.3	274.3	81.3			
BS70483422	70" x 48" x 34"	Two Doors on Length, Two Doors on Width	70.0	48.0	34.0	66.3	44.5	26.6	13.9	40.0	16.5	32.0	16.5	195.0	2000	45.4	10.2	3.2	10.8	3.2	2.5:1	51	136
	mm/kg/l		1778.0	1219.2	863.6	1684.0	1130.3	675.6	353.1	1016.0	419.1	812.8	419.1	88.5	907	1285.6	259.1	81.3	274.3	81.3			
BS70484402	70" x 48" x 44"	Two Doors on Width	70.0	48.0	44.0	66.3	44.5	36.6	24.4	-	-	32.0	16.5	221.0	2000	62.5	10.2	3.2	10.8	3.2	1.8:1	34	68
	mm/kg/l		1778.0	1219.2	1117.6	1684.0	1130.3	929.6	619.8	-	-	812.8	419.1	100.2	907	1769.8	259.1	81.3	274.3	81.3			
BS70484420	70" x 48" x 44"	Two Doors on Length	70.0	48.0	44.0	66.3	44.5	36.6	24.4	40.0	16.5	-	-	221.0	2000	62.5	10.2	3.2	10.8	3.2	1.8:1	34	68
	mm/kg/l		1778.0	1219.2	1117.6	1684.0	1130.3	929.6	619.8	1016.0	419.1	-	-	100.2	907	1769.8	259.1	81.3	274.3	81.3			
BS70484422	70" x 48" x 44"	Two Doors on Length, Two Doors on Width	70.0	48.0	44.0	66.3	44.5	36.6	24.4	40.0	16.5	32.0	16.5	221.0	2000	62.5	10.2	3.2	10.8	3.2	1.8:1	34	68
	mm/kg/l		1778.0	1219.2	1117.6	1684.0	1130.3	929.6	619.8	1016.0	419.1	812.8	419.1	100.2	907	1769.8	259.1	81.3	274.3	81.3			
BS70485002	70" x 48" x 50"	Two Doors on Width	70.0	48.0	50.0	66.3	44.5	42.6	24.4	-	-	32.0	22.5	248.0	2000	72.8	10.2	3.2	10.8	3.2	2.1:1	34	68
	mm/kg/l		1778.0	1219.2	1270.0	1684.0	1130.3	1082.0	619.8	-	-	812.8	571.5	112.5	907	2061.5	259.1	81.3	274.3	81.3			
BS70485020	70" x 48" x 50"	Two Doors on Length	70.0	48.0	50.0	66.3	44.5	42.6	24.4	40.0	24.5	-	-	248.0	2000	72.8	10.2	3.2	10.8	3.2	2.1:1	34	68
	mm/kg/l		1778.0	1219.2	1270.0	1684.0	1130.3	1082.0	619.8	1016.0	622.3	-	-	112.5	907	2061.5	259.1	81.3	274.3	81.3			
BS70485022	70" x 48" x 50"	Two Doors on Length, Two Doors on Width	70.0	48.0	50.0	66.3	44.5	42.6	24.4	40.0	24.5	32.0	22.5	248.0	2000	72.8	10.2	3.2	10.8	3.2	2.1:1	34	68
	mm/kg/l		1778.0	1219.2	1270.0	1684.0	1130.3	1082.0	619.8	1016.0	622.3	812.8	571.5	112.5	907	2061.5	259.1	81.3	274.3	81.3			

DunnageReady™ Boxes

The unique design of DunnageReady bulk boxes combines the strength, versatility and handling advantages of molded plastic with the durability and easy interior access offered by a tubular steel frame. Ideal for automotive assembly and appliance manufacturing, these open-sided boxes safely transport lightweight components and assemblies from supplier to final assembly points and work stations. The box offers access on one or two sides depending on the size of the products being transported.

Features and Benefits

- Adapts to fit all footprints, 48" x 45" to extended length and height
- Accommodates multiple configurations of custom dunnage
- Frame opening gives complete access to interior
- Structural foam HDPE on base and side panels assure strength and long service life
- Mitered, welded corners on the steel frame keep moisture from penetrating
- Features durable 14-gauge powder coated steel frame
- Four-way forklift entry provides easy transport
- Recessed exterior mounts prevent bolt damage during transport
- Supports positive stacking for secure transport and storage
- More efficient than steel racking
- Lightweight for improved payload ratios
- Customization and identification options available
- Backed by a one-year limited warranty

Options

- ID Tags
- Label Placards
- Cardholders
- Bar Coding
- Sequential Numbering
- Standard Colors

See p. 83-86 for more information.

Compatible Components

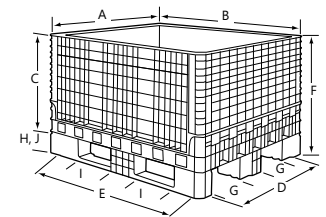
Bulk Box	Lid	Dolly
48" x 45" Boxes	--	DY48450900
57" x 48" Boxes	--	--
64" x 48" Boxes	--	--

See p. 28 for more information.

Unique, Open Frame Side
Allows complete access to interior with better ergonomic positioning (dunnage not included)



Recessed Exterior Mounts
Prevent bolt damage during transport



Capacity is dependent upon application and use environment. It is based on equally distributed loads. Elevated temperatures or concentrated loads may affect capacity. Check with Buckhorn for suitability in your application. Specifications subject to change without notice. **All dimensions are approximate.**

DunnageReady Specifications

Model No.	Footprint	Description	Dimensions (in.)									Fork Tunnel Dimensions (in.)				Shipping	
			Outside			Inside w/ Length Open			Inside w/ Width Open			Long Side		Short Side		Truck Capacity 53'	
			L"	W"	H"	L"	W"	Usable H"	L"	W"	Usable H"	W" (G)	H" (H)	W" (I)	H" (J)	Return Ratio	Opened
48" x 45"																	
BX484540	48" x 45" x 40"	Open Side Bulk Box	48.0	45.0	40.0	43.8	41.5	33.0	44.5	40.8	33.0	11.6	3.3	11.9	3.4	1:1	52
	mm/kg/l		1219.2	1143.0	1016.0	1112.5	1054.1	838.2	1130.3	1036.3	838.2	294.6	83.7	302.3	86.4		
BX484544	48" x 45" x 44"	Open Side Bulk Box	48.0	45.0	44.0	43.8	41.5	37.0	44.5	40.8	37.0	11.6	3.3	11.9	3.4	1:1	52
	mm/kg/l		1219.2	1143.0	1117.6	1112.5	1054.1	939.8	1130.3	1036.3	939.8	294.6	83.7	302.3	86.4		
BX484550	48" x 45" x 50"	Open Side Bulk Box	48.0	45.0	50.0	43.8	41.5	43.0	44.5	40.8	43.0	11.6	3.3	11.9	3.4	1:1	52
	mm/kg/l		1219.2	1143.0	1270.0	1112.5	1054.1	1092.2	1130.3	1036.3	1092.2	294.6	83.7	302.3	86.4		
57" x 48"																	
B5574834	57" x 48" x 34"	Open Side Bulk Box	57.3	48.0	34.0	52.8	44.5	26.6	53.5	43.8	26.6	10.2	3.2	10.8	3.2	1:1	66
	mm/kg/l		1455.4	1219.2	863.6	1341.1	1130.3	675.6	1358.9	1112.5	675.6	259.1	81.3	274.3	81.3		
B5574844	57" x 48" x 34"	Open Side Bulk Box	57.3	48.0	44.0	52.8	44.5	36.6	53.5	43.8	36.6	10.2	3.2	10.8	3.2	1:1	44
	mm/kg/l		1455.4	1219.2	1117.6	1341.1	1130.3	929.6	1358.9	1112.5	929.6	259.1	81.3	274.3	81.3		
64" x 48"																	
B5644834	64" x 48" x 34"	Open Side Bulk Box	64.5	48.0	34.0	60.1	44.5	26.6	60.8	43.8	26.6	10.2	3.2	10.8	3.2	1:1	57
	mm/kg/l		1638.3	1219.2	863.6	1526.5	1130.3	675.6	1544.3	1112.5	675.6	259.1	81.3	274.3	81.3		
B5644844	64" x 48" x 44"	Open Side Bulk Box	64.5	48.0	44.0	60.1	44.5	36.6	60.8	43.8	36.6	10.2	3.2	10.8	3.2	1:1	38
	mm/kg/l		1638.3	1219.2	1117.6	1526.5	1130.3	929.6	1544.3	1112.5	929.6	259.1	81.3	274.3	81.3		
B5644850	64" x 48" x 50"	Open Side Bulk Box	64.5	48.0	50.0	60.1	44.5	42.6	60.8	43.8	42.6	10.2	3.2	10.8	3.2	1:1	38
	mm/kg/l		1638.3	1219.2	1270.0	1526.5	1130.3	1082.0	1544.3	1112.5	1082.0	259.1	81.3	274.3	81.3		

Did You Know...?

Buckhorn's strategic partnerships match our customers' needs for interior dunnage with designers that are the best in the business. Working in conjunction with your Buckhorn packaging professional, these experts will analyze your products and system-wide requirements to help define your needs. They'll work with you to select and design the material that meets the specific demands of your application, ensuring the quality of your component parts as they are transported throughout the supply chain.



Agricultural Boxes

Capacity: 400-1,200 lbs.

Harvesting to processing, distribution to retailing—Buckhorn's Agricultural Bulk Boxes maintain freshness and safeguard fragile produce. BF models are stack only, while BG models are collapsible and feature an injection-molded base with structural foam sidewalls.

Features and Benefits

- Footprints: 42" x 29", 48" x 40" or 48" x 44"
- Manufactured of FDA-approved materials
- Withstands exposure to sunlight and cooling processes; resists impact and moisture; will not splinter, rot or absorb odors
- Easy-to-clean interiors
- Reinforced sides for maximum strength, durability and secure stacking
- Available in solid or ventilated styles, depending on model
- Two-way or four-way entry options, depending on model
- Use with temperatures of -20° to 120° F
- Customization and identification options available
- Backed by a one-year limited warranty
- 100% recyclable HDPE

Options


- Nine Feet or Five Plastic Runners (BG Boxes only)
- ID Tags
- Label Placards
- Cardholders
- Bar Coding
- Sequential Numbering
- Standard Colors

See p. 83-86 for more information.

Compatible Components

Bulk Box	Lid	Dolly
BG4840 Boxes with Nine Feet	TG48400399, TS48400399	DY48400900
BG4840 Boxes with Five Runners	TG48400200, TS48400200	DY48400900
BF42292800	TL42290400	—
BF48442900	TL48440300	—

See p. 28 for more information.

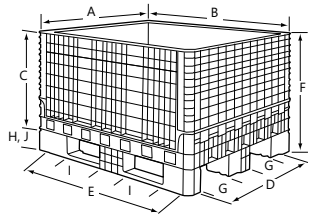


BG48403320

Agricultural Boxes Specifications

Model No.	Footprint	Description	Dimensions (in.)									Weight		Capacity		Fork Tunnel Dimensions (in.)				Shipping		
			Outside			Inside			Collapsed	Door Opening		Tare	Weight	Volume		Long Side		Short Side		Truck Capacity 53'		
			L" (A)	W" (B)	H" (C)	L" (D)	W" (E)	Usable H" (F)		H"	L"			D"	lbs.	lbs.	Bushels	cu. ft.	L" (G)	H" (H)	L" (I)	H" (J)
Agricultural Bulk Boxes																						
BG48403320	48" x 40" x 33"	Two Doors on Length	48.0	40.0	33.0	45.0	37.0	27.0	15.3	33.5	14.1	129.0	1200	23.0	28.3	13.0	3.5	12.0	3.5	2.2:1	90	240
	mm/kg/l		1219.2	1016.0	838.2	1143.0	939.8	685.8	388.6	850.9	358.1	58.5	544		801.4	330.2	88.9	304.8	88.9			
BG48404602	48" x 40" x 46"	Two Doors on Width	48.0	40.0	46.0	45.0	37.0	40.0	15.3	33.5	23.1	142.0	1200	33.5	38.5	13.0	3.5	12.0	3.5	3.6:1	60	240
			1219.2	1016.0	1168.4	1143.0	939.8	1016.0	388.6	850.9	586.7	64.4	544		1090.2	330.2	88.9	304.8	88.9			
BF42292800	42" x 29" x 28"	Solid, No Drop Doors	41.6	28.8	27.8	38.5	25.5	22.3	-	-	-	74.0	900	11.1	13.8	10.5	3.9	-	-	1:1	132	-
			1061.7	731.5	706.1	977.9	647.7	566.4	-	-	-	33.6	408		390.8	266.7	99.1	-	-			
BF48401622	48" x 40" x 16"	Vent, No Drop Doors	48.1	40.0	16.1	44.5	36.5	10.5	-	-	-	48.1	400	8.1	9.9	11.5	3.8	11.6	3.8	1:1	180	-
			1221.7	1016.0	408.9	1130.3	927.1	266.7	-	-	-	21.8	181		286.0	292.1	96.5	294.6	96.5			
BF48442900	48" x 44" x 29"	Solid, No Drop Doors	48.0	44.0	29.4	45.4	41.4	23.4	-	-	-	95.0	700	19.9	25.9	11.7	3.1	11.7	4.3	1:1	84	-
			1219.2	1117.6	746.8	1153.2	1051.6	594.4	-	-	-	43.1	318		733.4	297.2	78.7	297.2	109.2			

No-door boxes available for BG models. Ventilated side panels and bases also available for BG boxes — minimum purchase required. Visit www.buckhorninc.com for more information.



All heights are based on the version with nine feet. Add 1.5" for versions with five runners. Add 0.5" to fork tunnel height for versions with five runners. Capacity is dependent upon application and use environment. It is based on equally distributed loads. Elevated temperatures or concentrated loads may affect capacity. Truck capacity based on versions with nine feet. Call Buckhorn for versions with five runners. Check with Buckhorn for suitability in your application. Specifications subject to change without notice. **All dimensions are approximate.**



BF42292800



BF48401600



BF48442900

Bulk Box Accessories

Dolly Specifications


Model No.	Footprint	Compatible Boxes	Dimensions (in.)			Weight Tare lbs.
			L"	W"	H"	
Bulk Box Dollies						
DY32300900	32" x 30" x 9"	BF3230, BN3230 and BS3230 Boxes	33.6	31.5	9.0	62.0
	mm/kg		853.4	800.1	228.6	28.1
DY48400900	48" x 40" x 9"	BG4840, BH4840 and BI4840 Boxes	48.5	40.5	9.0	46.0
			1231.9	1028.7	228.6	20.9
DY48450900	48" x 45" x 9"	BE4845, BF4845, BH4845, BN4845 and BX4845 Boxes	48.5	45.4	9.0	65.0
			1231.9	1153.2	228.6	29.5



DY32300900

Lid Specifications

Model No.	Footprint	Compatible Boxes	Dimensions (in.)			Weight Tare lbs.	Lid Type
			L"	W"	H"		
Bulk Box Lids							
TG48400200	48" x 40" x 2"	BG4840 Boxes with Five Runners	48.5	40.5	3.0	12.6	Vacuum Formed
	mm/kg		1231.9	1028.7	76.2	5.7	
TH48400200	48" x 40" x 2"	BH4840 Boxes	48.4	40.4	2.1	18.6	Structural Foam
			1229.4	1026.2	53.3	8.4	
TH48450200	48" x 45" x 2"	BH4845 Boxes	48.4	45.4	2.3	20.7	Structural Foam
			1229.4	1153.2	58.4	9.4	
TL42290400	42" x 29" x 4"	BF42292800	42.5	29.7	3.2	15.3	Structural Foam
			1079.5	754.4	81.3	6.9	
TL48400300	48" x 40" x 3"	BI4840 Boxes	47.8	40.0	2.8	19.1	Structural Foam
			1214.1	1016.0	71.1	8.7	
TL48440300	48" x 44" x 3"	BF48442900	48.9	44.8	2.8	20.9	Structural Foam
			1242.1	1137.9	71.1	9.5	
TS32300200	32" x 30" x 2"	BF3230, BN3230 and BS3230 Boxes	32.8	30.8	2.3	10.3	Structural Foam
			833.1	782.3	58.4	4.7	
TS48400200	48" x 40" x 2"	BG4840 Boxes with Five Runners	49.1	41.1	2.5	21.8	Structural Foam
			1247.1	1043.9	63.5	9.9	
TS48400399	48" x 40" x 3"	BG4840 Boxes with Nine Feet	49.1	41.1	2.5	23.5	Structural Foam
			1247.1	1043.9	63.5	10.7	
TS48450300	48" x 45" x 3"	BE4845, BF4845, BN4845 and BX4845 Boxes	49.8	46.8	3.8	25.0	Structural Foam
			1264.9	1188.7	96.5	11.3	
TV57480200	57" x 48" x 2"	BF5748 and BS5748 Boxes	57.5	48.2	2.1	18.0	Vacuum Formed
			1460.5	1224.3	53.3	8.2	
TV64480200	64" x 48" x 2"	BF6448 and BS6448 Boxes	64.8	48.2	2.1	21.0	Vacuum Formed
			1644.7	1224.3	53.3	9.5	
TV70480200	70" x 48" x 2"	BF7048 and BS7048 Boxes	70.7	48.2	2.1	22.0	Vacuum Formed
			1795.8	1224.3	53.3	10.0	



TG48400200




TH48450200



TL48400300



TS48400200




TS48450300



TV70480200

Hand-Held Containers



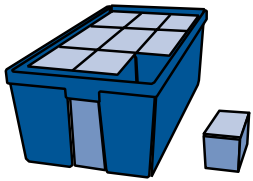
Hand-Held Containers

The Right Container for Your Operation

Buckhorn hand-held containers are available in a variety of sizes and styles designed for shipping, picking and storing your products. This lets you match the right container to your operations—from retail/wholesale distribution to grocery and general manufacturing applications.

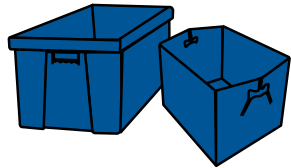


Hand-Held Containers Overview



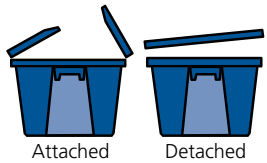
What size containers do I need?

Consider your product mix, material handling procedures and product weight. A container that accommodates 90% or more of the items you ship is ideal. Also consider the type of freight carrier - by maximizing trailer cube, you can save more than 15% on shipping expenses.



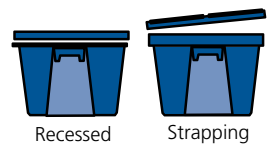
What material should I choose?

The choice of what container works best - whether it is metal, plastic, paperboard or other - depends on the specific operation and the product being shipped. Ideally, it will suit all the requirements of the application and provide the lowest, long-term cost. The savings of reusable plastic containers versus cardboard are well documented, and few companies can afford the high cost of throw-away containers.



Attached

Detached

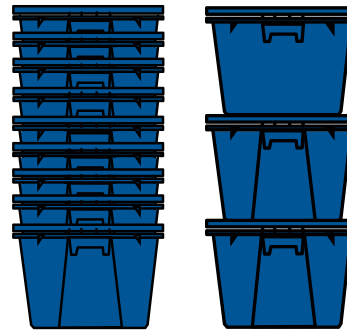


Recessed

Strapping

What type of lid is best?

There are many lid types: attached, detached, recessed and strapping. Detached lids permit ease of access to the container, while attached lids save time in handling and are less likely to be lost. Recessed lids aid in stacking by providing a perimeter lip, but limit internal space. Strapping lids allow for easy banding.



What other qualities are important?

Nestability – Nesting containers can save as much as 80% of the cube in return trips and in staging empties for return. Nesting is made possible by the taper of the container's sidewalls.

Stackability – Positive stacking containers not only save space in storage and shipping, but they also simplify handling because they are easier to move. Stacking ability is limited to the load-bearing capacity of the bottom container in the stack – to protect both the contents and the container against crushing.

Did You Know...?

Buckhorn just celebrated the 50th anniversary of the first plastic bakery tray. In 1965, Buckhorn created the tray for the Kroger Co., starting an industry-wide conversion. In fact, Buckhorn has a history of innovations in the hand-held category. We also developed the first attached lid, reusable distribution containers in the 1970s for shipping, picking and storing. And in the early 80s, Buckhorn introduced the first reusable container and pallet system for General Motors. Today, these modular nesting containers are still being used on assembly lines to deliver superior product protection and improve vehicle quality.



The best thing since sliced bread

Attached Lid Containers

Buckhorn offers Attached Lid Containers in many sizes and styles for shipping, picking and storage. Ideal for applications in distribution, grocery and general manufacturing, these containers deliver long-lasting, cost-saving performance.


Features and Benefits

- Containers nest for maximum space usage with lids open
- Ergonomic handles for easy lifting
- Easy-to-clean interiors
- Injection-molded HDPE construction resists impact, moisture and most chemicals
- Use with temperatures of -20° to 120° F
- Quick release textured label area on select models
- Customization and identification options available
- Backed by a one-year limited warranty
- 100% recyclable

Options

- Hot Stamps
- ID Labels
- Label Placards
- Cardholders
- Bar Coding
- Sequential Numbering
- Standard Colors

See p. 83-86 for more information.




AC21151202


Compatible Components

Hand-Held Container	Dolly
AC21150902, AC21150921, AC21151202, AC21151221, AR21151702	DY20140500, DY36200500
AR24201202	DY22180500, DY45220500
AR27171202, AS27171202, AS27171221	DY25150500, DY25160700, DY38250500
AS28211502	DY27200500
AS34242012	DY32210500

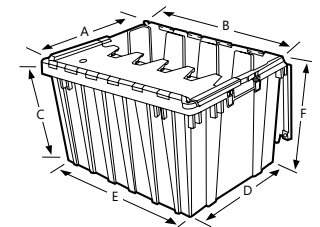
See p. 50 for more information.



Solid/Textured Bottom



Open/Textured Bottom



Capacity is dependent upon application and use environment. Check with Buckhorn for suitability in your application. Specifications subject to change without notice. **All dimensions are approximate.**

Attached Lid Specifications

Model No.	Footprint	Description	Dimensions (in.)						Weight Tare lbs.	Capacity		Lid Type	Shipping		
			Outside Top			Inside Bottom				Weight lbs.	Volume cu. ft.		Truck Capacity 53'		
			L" (A)	W" (B)	H" (C)	L" (D)	W" (E)	Usable H" (F)	Nest Ratio				Stacked	Nested	
Attached Lid Containers															
AC21150902	21" x 15" x 9"	Solid/Textured Bottom	21.8	15.1	9.6	18.4	13.0	8.1	5.2	60	1.1	Recessed	4.3:1	1991	4872
	mm/kg/l		553.7	383.5	243.8	467.4	330.2	205.7	2.4	27	31.1				
AC21150921	21" x 15" x 9"	Open/Textured Bottom	21.8	15.1	9.6	18.4	13.0	8.1	5.3	60	1.1	Recessed	4.3:1	1991	4872
			553.7	383.5	243.8	467.4	330.2	205.7	2.4	27	31.1				
AC21151202	21" x 15" x 12"	Solid/Textured Bottom	21.8	15.2	12.5	17.9	12.5	11.1	5.6	60	1.4	Recessed	5:1	1448	4320
			553.7	386.1	317.5	454.7	317.5	281.9	2.5	27	39.6				
AC21151221	21" x 15" x 12"	Open/Textured Bottom	21.8	15.2	12.5	17.9	12.5	11.1	5.7	60	1.4	Recessed	5:1	1448	4320
			553.7	386.1	317.5	454.7	317.5	281.9	2.6	27	39.6				
AR20120702	20" x 12" x 7"	Solid/Textured Bottom	20.0	11.7	7.5	16.9	9.6	6.1	3.8	40	0.6	Recessed	3:1	3720	6480
			508.0	297.2	190.5	429.3	243.8	154.9	1.7	18	17.0				
AR20120721	20" x 12" x 7"	Open/Textured Bottom	20.0	11.7	7.5	16.9	9.6	6.1	3.8	40	0.6	Recessed	3:1	3720	6480
			508.0	297.2	190.5	429.3	243.8	154.9	1.7	18	17.0				
AR21151702	21" x 15" x 17"	Solid/Textured Bottom	21.8	15.3	17.0	17.9	12.5	15.9	6.9	60	2.1	Recessed	5.4:1	600	3120
			553.7	388.6	431.8	454.7	317.5	403.9	3.1	27	59.5				
AR24201202	24" x 20" x 12"	Solid/Textured Bottom	24.0	19.5	12.6	20.5	16.6	10.8	8.1	80	2.3	Recessed	5.6:1	1000	3840
			609.6	495.3	320.0	520.7	421.6	274.3	3.7	36	65.1				
AR25151302	25" x 15" x 13"	Solid/Textured Bottom	24.5	15.0	13.2	21.0	12.2	11.8	7.4	45	1.7	Recessed	5.9:1	896	3224
			622.3	381.0	335.3	533.4	309.9	299.7	3.4	20	48.1				
AR27171202	27" x 17" x 12"	Solid/Textured Bottom	27.0	16.9	12.5	23.5	13.8	10.9	8.2	100	2.3	Recessed	4.3:1	1072	3432
			685.8	429.3	317.5	596.9	350.5	276.9	3.7	45	65.1				
AR27171221	27" x 17" x 12"	Open/Textured Bottom	27.0	16.9	12.5	23.5	13.8	10.9	8.2	100	2.3	Recessed	4.3:1	1072	3432
			685.8	429.3	317.5	596.9	350.5	276.9	3.7	45	65.1				
AS22131202	22" x 13" x 12"	Solid/Textured Bottom	22.3	12.8	12.9	18.8	10.1	11.8	6.0	60	1.3	Strapping	4:1	1568	4702
			566.4	325.1	327.7	477.5	256.5	299.7	2.7	27	36.8				
AS22131221	22" x 13" x 12"	Open/Textured Bottom	22.3	12.8	12.9	18.8	10.1	11.8	6.0	60	1.3	Strapping	4:1	1568	4702
			566.4	325.1	327.7	477.5	256.5	299.7	2.7	27	36.8				
AS28211502	28" x 21" x 15"	Solid/Textured Bottom	28.0	20.8	15.4	25.0	18.0	14.0	12.6	100	3.6	Strapping	2.8:1	624	1496
			711.2	528.3	391.2	635.0	457.2	355.6	5.7	45	101.9				
AS34242012	34" x 24" x 20"	Solid/Smooth Bottom, Open Handholds	34.0	24.0	19.6	29.9	19.5	18.1	19.0	100	6.1	Strapping	2.7:1	390	816
			863.6	609.6	497.8	759.5	495.3	459.7	8.6	45	172.7				



AR24201202



AR25151302



AR27171202



AS28211502



AS34242012

Detached Lid Containers

Buckhorn Detached Lid Containers are available in 21" x 15" and 24" x 20" footprints. Various heights and styles allow you to match the right container to your operations—from retail/wholesale distribution to grocery and general manufacturing applications.

Features and Benefits

- Containers stack firmly with lids, nest when empty and interwork for optimum space utilization
- High capacities and durable construction increase productivity and reduce product damage
- Detached lids snap tight for secure closure
- Reinforced tie holes in both ends fit many styles of security ties for shipping and handling
- Ergonomic handles for easy lifting
- Use with temperatures of -20° to 120° F
- Customization and identification options available
- Backed by a one-year limited warranty
- 100% recyclable

Options

- Hot Stamps
- ID Labels
- Label Placards
- Cardholders
- Bar Coding
- Sequential Numbering
- Standard Colors

See p. 83-86 for more information.

Compatible Components

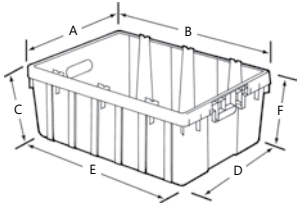
Hand-Held Container	Lid	Dolly
DL21150902, DL21150920	DR21150100	DY20140500, DY36200500
DL24201202	DR24200100	DY22180500, DY45220500

See p. 50 for more information.



Detached Lid Specifications

Model No.	Footprint	Description	Dimensions (in.)						Weight	Capacity		Shipping			
			Outside Top			Inside Bottom				Tare	Weight	Volume	Nest Ratio	Truck Capacity 53'	
			L" (A)	W" (B)	H" (C)	L" (D)	W" (E)	Usable H" (F)	lbs.	lbs.	cu. ft.	Stacked w/Lid		Nested w/Lid	
Detached Lid Containers															
DL21150902	21" x 15" x 9"	Ergonomic Handles, Solid Bottom, Textured Bottom	21.4	15.3	9.6	18.4	13.0	9.0	3.4	60	1.2	4.3:1	2046	5712	
		mm/kg/l	543.6	388.6	243.8	467.4	330.2	228.6	1.5	27	34.0				
DL21150920	21" x 15" x 9"	Ergonomic Handles, Open Bottom, Smooth Bottom	21.4	15.3	9.6	18.4	13.0	9.0	3.4	60	1.2	4.3:1	2046	5712	
			543.6	388.6	243.8	467.4	330.2	228.6	1.5	27	34.0				
DL24201202	24" x 20" x 12"	Ergonomic Handles, Solid Bottom, Textured Bottom	24.2	20.0	12.4	20.5	16.6	11.0	5.5	100	2.4	5.5:1	992	4120	
			614.7	508.0	315.0	520.7	421.6	279.4	2.5	45	68.0				



Capacity is dependent upon application and use environment. Check with Buckhorn for suitability in your application. Specifications subject to change without notice. All dimensions are approximate.



DL21150920



DL24201202

Straight Wall Containers

Buckhorn's reusable Straight Wall Containers deliver total cost savings and efficiency throughout the supplier-to-manufacturer material handling process. Our stack-only modular containers cube 48" x 45" pallets and are ideal for closed loop shipping, work in process handling and storage applications where the same containers are used throughout.

Features and Benefits

- Available with smooth bottoms (SW models) or reinforced cross cube bottoms (SX models)
- Reinforced sides and bottoms enhance product protection
- Modular sizes allow mixed container sizes to stack on a pallet
- Perimeter dust skirt for added product protection
- Ergonomic handles for easy lifting
- Injection-molded HDPE construction resists impact, moisture and most chemicals
- Use with temperatures of -20° to 120° F
- Customization and identification options available
- Backed by a one-year limited warranty
- 100% recyclable

Options

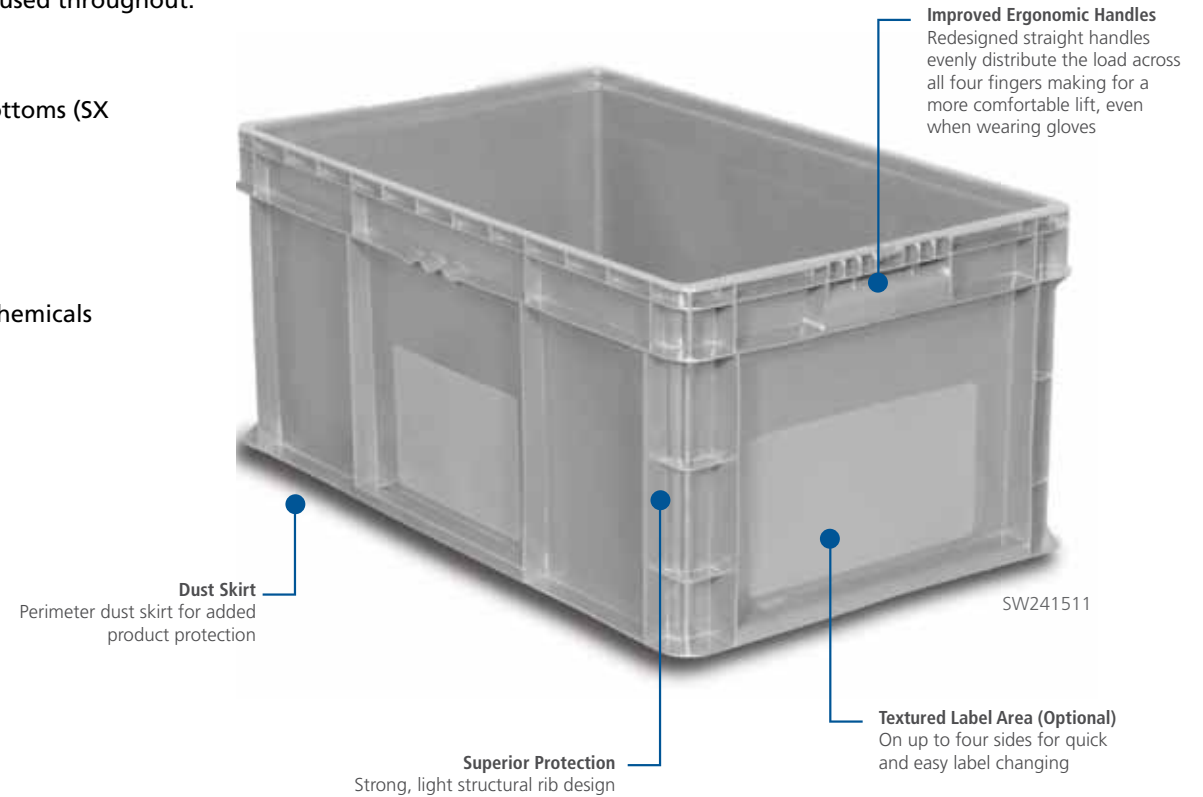
- Drain Holes
- Hot Stamps
- ID Labels
- Label Placards
- Cardholders
- Bar Coding
- Sequential Numbering
- Standard Colors

See p. 83-86 for more information.

Compatible Components

Hand-Held Container	Lid	Pallet
SW120705F1, SW24111002, SW32150802	-	PM32300632, PN48450633, PO48450632, PW48400622, PW48400632, PW48450622, PW48450632
SW48150802, SX48150800	-	PN48450633, PO48450632, PW48400622, PW48400632, PW48450622, PW48450632
SW151205F1, SW151207F1, SW151209F1, SX151205F1, SX151207F1, SX151209F1	SL15120100	PM32300632, PN48450633, PO48450632, PW48400622, PW48400632, PW48450622, PW48450632
SW241504A2, SW241505F1, SW241507F1, SW241509F1, SW241511F1, SW241514F1, SX241504A4, SX241505F1, SX241507F1, SX241509F1, SX241511F1, SX241514F1	SL24150100	PM32300632, PN48450633, PO48450632, PW48400622, PW48400632, PW48450622, PW48450632
SW242207F1, SW242209F1, SW242211F1, SW242214F1, SX242207F1, SX242209F1, SX242211F1, SX242214F1	SL24220100	PM32300632, PN48450633, PO48450632, PW48400622, PW48400632, PW48450622, PW48450632

See p. 50 and 80-82 for more information.



SW241511

Straight Wall Containers *(Specifications on next page.)*



Optimize Space
Interworking sizes allow mixed stacking on a pallet



TN48450200

Optimum Configuration
Containers cube 48" x 45" pallets

PN48450633
See p. 80-82 for more information.

Did You Know...?

Our SX model cross cube containers have a special bottom grid design that facilitates stacking of larger containers on top of smaller containers.

- Optimize pallet space with vertically modular loads
- Improve line space usage
- Sequence parts by usage
- Reinforced bottom for secure stacking



Straight Wall Specifications

Model No.	Footprint	Description	Dimensions (in.)						Weight Tare lbs.	Capacity Volume (cu. ft.)	Shipping Truck Capacity 53'
			Outside Top			Inside Bottom					
			L" (A)	W" (B)	H" (C)	L" (D)	W" (E)	Usable H" (F)			
Standard, Smooth Bottom											
SW120705F1	12" x 7" x 5"	Contemporary	12.0	7.0	5.0	9.5	5.6	4.4	1.1	0.1	11232
			304.8	177.8	127.0	241.3	142.2	111.8	0.5	2.8	
SW151205F1	15" x 12" x 5"	Contemporary	15.0	12.0	5.0	13.1	9.5	4.4	1.8	0.3	5616
			381.0	304.8	127.0	332.7	241.3	111.8	0.8	8.5	
SW151207F1	15" x 12" x 7"	Contemporary	15.0	12.0	7.5	13.1	9.5	6.9	2.4	0.5	3744
			381.0	304.8	190.5	332.7	541.3	175.3	1.1	14.2	
SW151209F1	15" x 12" x 9"	Contemporary	15.0	12.0	9.5	13.1	9.5	8.9	2.7	0.6	2808
			381.0	304.8	241.3	332.7	241.3	226.1	1.2	17.0	
SW24111002	24" x 11" x 10"	Classic	24.0	11.0	9.5	21.4	9.1	8.9	4.5	1.0	2160
			609.6	279.4	241.3	543.6	231.1	226.1	2.0	28.3	
SW241504A2	24" x 15" x 4"	Classic	24.0	15.0	4.0	21.4	13.0	3.3	2.9	0.5	3744
			609.6	381.0	101.6	543.6	330.2	83.8	1.3	14.2	
SW241505F1	24" x 15" x 5"	Contemporary	24.0	15.0	5.0	21.5	13.1	4.4	2.9	0.7	2808
			609.6	381.0	127.0	546.1	332.7	111.8	1.3	19.8	
SW241507F1	24" x 15" x 7"	Contemporary	24.0	15.0	7.5	21.5	13.1	6.9	3.7	1.1	1872
			609.6	381.0	190.5	546.1	332.7	175.3	3.2	31.1	
SW241509F1	24" x 15" x 9"	Contemporary	24.0	15.0	9.5	21.5	13.1	8.9	4.2	1.5	1404
			609.6	381.0	241.3	546.1	332.7	226.1	1.9	42.5	
SW241511F1	24" x 15" x 11"	Contemporary	24.0	15.0	11.0	21.5	13.1	10.4	4.7	1.7	1248
			609.6	381.0	279.4	546.1	332.7	264.2	2.1	48.1	
SW241514F1	24" x 15" x 14"	Contemporary	24.0	15.0	14.5	21.5	13.1	13.9	5.8	2.3	936
			609.6	381.0	368.3	546.1	332.7	353.1	2.6	65.1	
SW242207F1	24" x 22" x 7"	Contemporary	24.0	22.5	7.5	21.5	20.6	6.9	4.9	1.8	1352
			609.6	571.5	190.5	546.1	523.2	175.3	2.2	51.0	
SW242209F1	24" x 22" x 9"	Contemporary	24.0	22.5	8.7	21.5	20.6	8.1	5.3	2.1	1144
			609.6	571.5	221.0	546.1	523.2	205.7	2.4	59.5	
SW242211F1	24" x 22" x 11"	Contemporary	24.0	22.5	11.0	21.5	20.6	10.4	6.0	2.7	936
			609.6	571.5	279.4	546.1	523.2	264.2	2.7	76.5	
SW242214F1	24" x 22" x 14"	Contemporary	24.0	22.5	14.5	21.5	20.6	13.9	7.6	3.6	624
			609.6	571.5	368.3	546.1	523.2	353.1	3.4	101.9	
SW32150802	32" x 15" x 8"	Classic	32.0	15.0	7.5	29.4	13.0	6.8	5.1	1.5	1248
			812.8	381.0	190.5	746.8	330.2	172.7	2.3	42.5	
SW48150802	48" x 15" x 8"	Classic	48.0	15.0	7.5	45.4	13.0	6.8	7.5	2.4	936
			1219.2	381.0	190.5	1153.2	330.2	172.7	3.4	68.0	

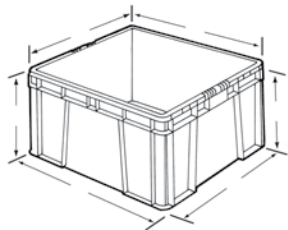


SW120705F1

SW151205F1
SX151205F1SW241505F1
SX241505F1SW241514F1
SX241514F1

Straight Wall Specifications

Model No.	Footprint	Description	Dimensions (in.)						Weight	Capacity	Shipping
			Outside Top			Inside Bottom			Tare	Volume	Truck Capacity 53'
			L" (A)	W" (B)	H" (C)	L" (D)	W" (E)	Usable H" (F)	lbs.	(cu. ft.)	
Cross Cube Bottom											
SX151205F1	15" x 12" x 5"	Contemporary	15.0	12.0	5.0	13.1	9.5	3.9	2.0	0.3	5616
			381.0	304.8	127.0	332.7	241.3	99.1	0.9	8.5	
SX151207F1	15" x 12" x 7"	Contemporary	15.0	12.0	7.5	13.1	9.5	6.4	2.5	0.5	3744
			381.0	304.8	190.5	332.7	241.3	162.6	1.1	14.2	
SX151209F1	15" x 12" x 9"	Contemporary	15.0	12.0	9.5	13.1	9.5	8.4	2.9	0.6	2808
			381.0	304.8	241.3	332.7	241.3	213.4	1.3	17.0	
SX241504A4	24" x 15" x 4"	Classic	24.0	15.0	4.0	21.4	13.0	2.8	3.6	0.5	3744
			609.6	381.0	101.6	543.6	330.2	71.1	1.6	14.2	
SX241505F1	24" x 15" x 5"	Contemporary	24.0	15.0	5.0	21.5	13.1	3.9	3.4	0.7	2808
			609.6	381.0	127.0	546.1	332.7	99.1	1.5	19.8	
SX241507F1	24" x 15" x 7"	Contemporary	24.0	15.0	7.5	21.5	13.1	6.4	4.2	1.1	1872
			609.6	381.0	190.5	546.1	332.7	162.6	1.9	31.1	
SX241509F1	24" x 15" x 9"	Contemporary	24.0	15.0	9.5	21.5	13.1	8.4	4.6	1.5	1404
			609.6	381.0	241.3	546.1	332.7	213.4	2.1	42.5	
SX241511F1	24" x 15" x 11"	Contemporary	24.0	15.0	11.0	21.5	13.1	9.9	5.0	1.7	1248
			609.6	381.0	279.4	546.1	332.7	251.5	2.3	48.1	
SX241514F1	24" x 15" x 14"	Contemporary	24.0	15.0	14.5	21.5	13.1	13.4	5.9	2.3	936
			609.6	381.0	368.3	546.1	332.7	340.4	2.7	65.1	
SX242207F1	24" x 22" x 7"	Contemporary	24.0	22.4	7.5	21.5	20.6	6.4	5.5	1.8	1352
			609.6	569.0	190.5	546.1	523.2	162.6	2.5	51.0	
SX242209F1	24" x 22" x 9"	Contemporary	24.0	22.4	8.7	21.5	20.6	7.6	5.9	2.1	1144
			609.6	569.0	221.0	546.1	523.2	193.0	2.7	59.5	
SX242211F1	24" x 22" x 11"	Contemporary	24.0	22.4	11.0	21.5	20.6	9.9	6.6	2.7	936
			609.6	569.0	279.4	546.1	523.2	251.5	3.0	76.5	
SX242214F1	24" x 22" x 14"	Contemporary	24.0	22.4	14.5	21.5	20.6	13.4	8.3	3.6	624
			609.6	569.0	368.3	546.1	523.2	340.4	3.8	101.9	
SX48150800	48" x 15" x 8"	Classic	48.0	15.0	7.5	45.4	13.0	6.3	9.0	2.2	936
			1219.2	381.0	190.5	1153.2	330.2	160.0	4.1	62.3	



Capacity is dependent upon application and use environment. Check with Buckhorn for suitability in your application. Specifications subject to change without notice. All dimensions are approximate.



SW242207F1
SX242207F1



SW242209F1
SX242209F1



SW242211F1
SX242211F1



SW242214F1
SX242214F1

Modular Nesting Containers

Buckhorn's Modular Nesting Containers meet shipping, work-in-process and staging demands for heavy-duty manufacturing applications. The containers stack, interwork within systems and cube their matching pallets.

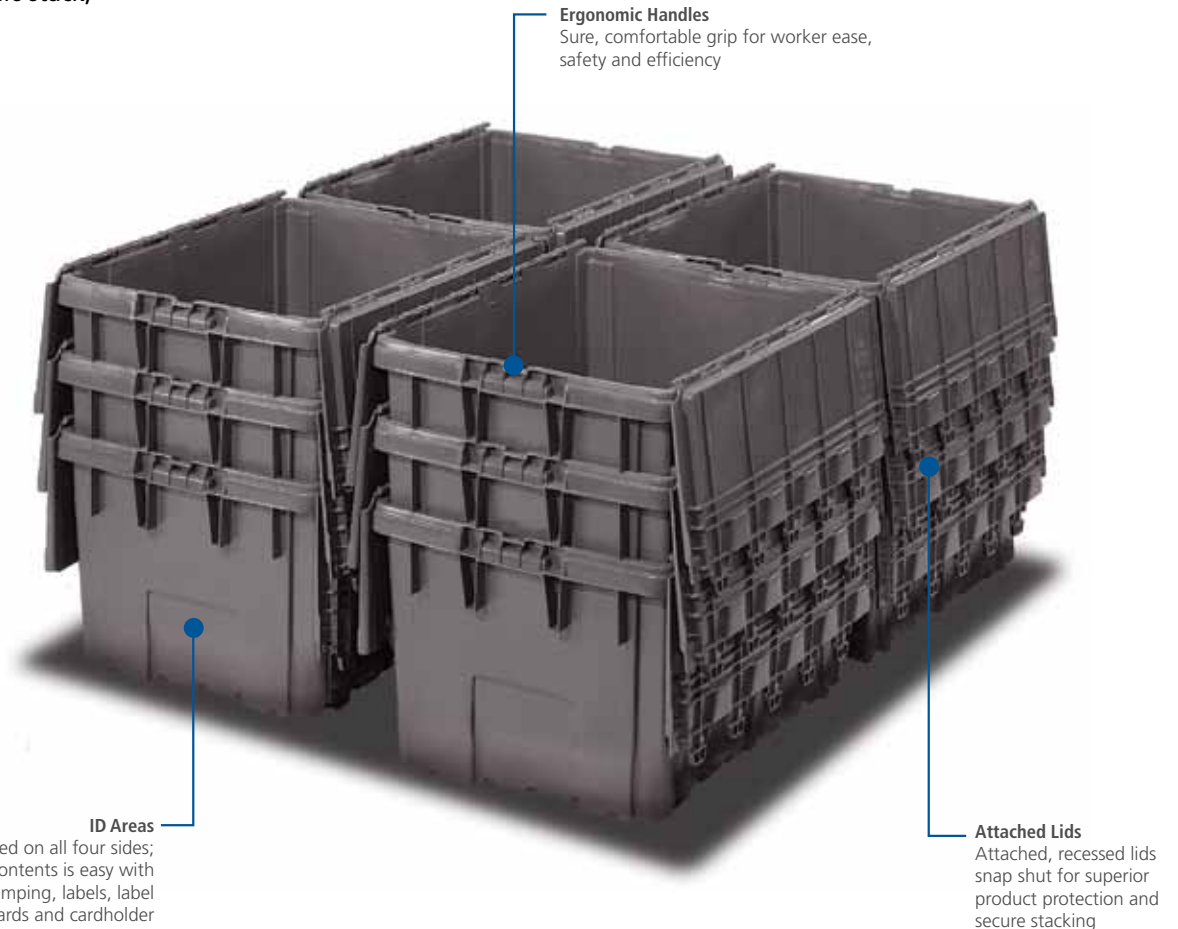
Features and Benefits

- Heavy-duty construction offers weight capacity to 200 lbs.
- Nesting saves return transport and storage space
- Attached, recessed lids interlock for superior product protection and create a perimeter lip for secure stacking
- Reinforced tie holes in lids allow sealing for extra security
- Containers designed to cube 48" x 45" or 32" x 30" pallets
- Systems meet AIAG standards for cube utilization
- Use with temperatures of -20° to 120° F
- Customization and identification options available
- Backed by a one-year limited warranty
- 100% recyclable

Options

- Hot Stamps
- ID Labels
- Label Placards
- Cardholders
- Bar Coding
- Sequential Numbering
- Standard Colors

See p. 83-86 for more information.



Ergonomic Handles

Sure, comfortable grip for worker ease, safety and efficiency

ID Areas

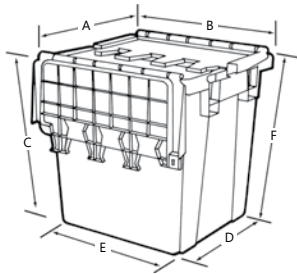
Located on all four sides; identification of contents is easy with optional hot stamping, labels, label placards and cardholder

Attached Lids

Attached, recessed lids snap shut for superior product protection and secure stacking

Modular Nesting Specifications

Model No.	Footprint	Description	Dimensions (in.)						Weight	Capacity		Lid Type	Nest Ratio	Shipping		
			Outside Top			Inside Bottom				Tare	Weight			Volume	Truck Capacity 53'	
			L" (A)	W" (B)	H" (C)	L" (D)	W" (E)	Usable H" (F)	lbs.	lbs.	cu. ft.			Stacked	Nested	
Modular Nesting Containers																
MA12110789	12" x 11" x 7"	1/16 Size	11.8	10.9	7.4	8.0	8.4	5.5	3.0	45	0.2	Recessed	3.1:1	5040	10080	
		mm/kg/l	299.7	276.9	188.0	203.2	213.4	139.7	1.4	20	5.7					
MA15080789	15" x 8" x 7"	1/6 Size	15.0	8.3	7.4	12.1	6.1	5.8	3.1	60	0.3	Recessed	2.3:1	5880	8352	
			381.0	210.8	188.0	307.3	154.9	147.3	1.4	27	8.5					
MA24110989	24" x 11" x 9"	1/8 Size (Short)	23.5	10.9	9.0	20.2	8.4	7.1	5.8	120	0.7	Recessed	2.6:1	1680	4200	
			596.9	276.9	228.6	513.1	213.4	180.3	2.6	54	19.8					
MA24111489	24" x 11" x 14"	1/8 Size (Tall)	23.5	10.9	14.0	20.0	8.3	12.1	7.6	120	1.2	Recessed	3.1:1	1176	2856	
			596.9	276.9	355.6	508.0	210.8	307.3	3.4	54	34.0					
MA24191489	24" x 19" x 14"	1/4 Size	23.5	18.9	14.0	20.0	16.2	12.1	11.1	120	2.3	Recessed	3.1:1	840	1768	
			596.9	480.1	355.6	508.0	411.5	307.3	5.0	54	65.1					



Palletized in truck load quantities from the factory. Capacity is dependent upon application and use environment. Check with Buckhorn for suitability in your application. Specifications subject to change without notice. **All dimensions are approximate.**



MA12110789

MA15080789

MA24110989

MA24111489

MA24191489

Stack & Nest Containers

Buckhorn's Stack & Nest Containers are ideal for use in general manufacturing, distribution and food processing applications. We offer unique bi-color totes that offer instant identification of stack and nest positions.

Features and Benefits

- Solid or vented styles
- With a 180° turn, totes can be stacked for shipping or nested for compact storage
- Extra reinforcing ribs on the underside of the corner and flange prevent breakage from heavy loads or mishandling
- Smooth, finished edges of totes are safer to handle—no sharp edges or splinters
- Ergonomic or open-style handles for easy lifting
- Textured or smooth bottoms, with or without drain holes
- Easy-to-clean interiors
- Constructed of FDA-approved materials
- Compatible with automated systems
- Use with temperatures of -20° to 120° F
- Customization and identification options available
- Backed by a one-year limited warranty
- 100% recyclable

Options

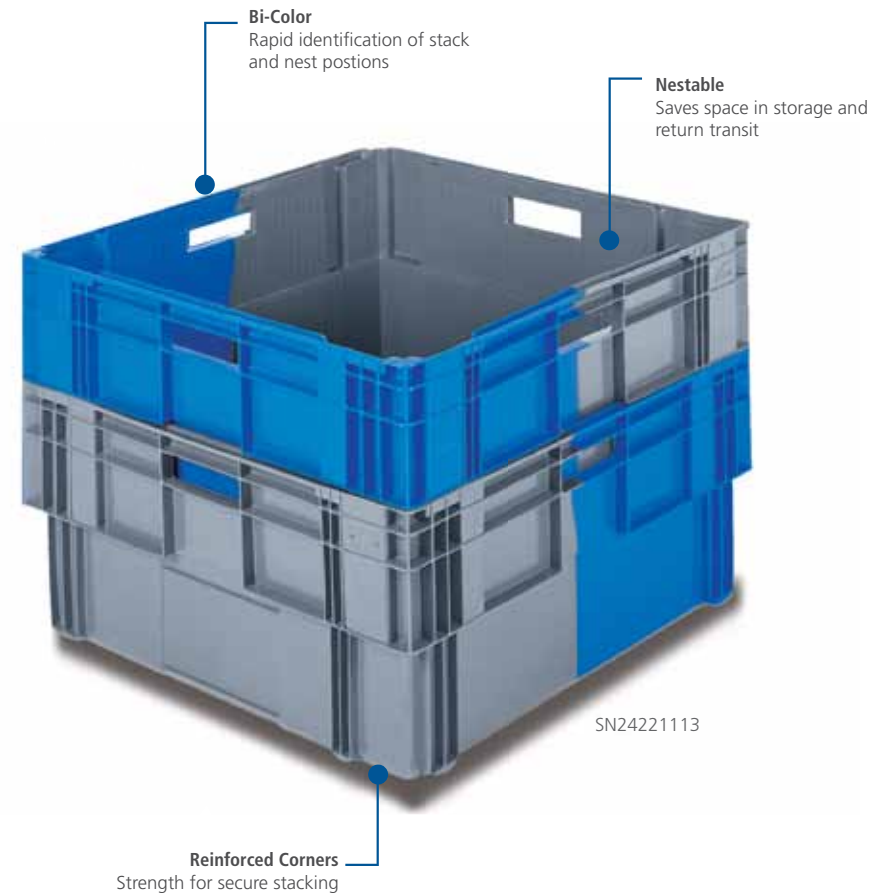
- Hot Stamps
- ID Labels
- Label Placards
- Cardholders
- Bar Coding
- Sequential Numbering
- Standard Colors

See p. 83-86 for more information.

Compatible Components

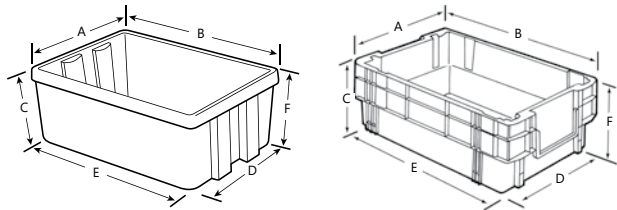
Hand-Held Container	Pallet
SN24150700, SN24150709, SN24150909, SN24220913, SN24221113	PO48450632, PN48450633

See p. 80-82 for more information.



Stack & Nest Specifications

Model No.	Footprint	Description	Dimensions (in.)						Weight Tare lbs.	Capacity		Nest Ratio	Shipping Truck Capacity 53'	
			Outside Top			Inside Bottom				Weight lbs.	Volume cu. ft.		Stacked	Nested
			L" (A)	W" (B)	H" (C)	L" (D)	W" (E)	Usable H" (F)						
Stack & Nest Containers														
SN19131202	19" x 13" x 12"	Closed Textured Bottom, Solid Walls	19.3	12.8	12.3	14.6	10.6	11.5	3.7	70	1.0	4:1	1792	6048
	mm/kg/l		490.2	325.1	312.4	370.8	269.2	292.1	1.7	32	28.3			
SN24150700	24" x 15" x 7"	Bi-Color, Closed Bottom, Solid Walls	24.0	15.0	7.5	20.5	13.4	7.0	4.7	35	1.1	1.9:1	1950	3300
			609.6	381.0	190.5	520.7	340.4	177.8	2.1	16	31.1			
SN24150709	24" x 15" x 7"	Bi-Color, Closed Bottom, Drain Holes, Solid Walls, Closed Handle	24.0	15.0	7.5	20.5	13.4	7.0	4.5	35	1.1	1.9:1	1950	3300
			609.6	381.0	190.5	520.7	340.4	177.8	2.0	16	31.1			
SN24150909	24" x 15" x 9"	Bi-Color, Closed Bottom, Drain Holes, Solid Walls, Closed Handle	24.0	15.0	9.5	20.5	13.4	8.8	5.3	45	1.4	2:1	1500	2700
			609.6	381.0	241.3	520.7	340.4	223.5	2.4	20	39.6			
SN24220913	24" x 22" x 9"	Bi-Color, Closed Bottom, Drain Holes, Solid Walls, Open Handle	24.0	22.5	9.0	21.8	20.6	8.6	6.9	45	2.2	2:1	1144	1872
			609.6	571.5	228.6	553.7	523.2	218.4	3.1	20	62.3			
SN24221113	24" x 22" x 11"	Bi-Color, Closed Bottom, Drain Holes, Solid Walls, Open Handle	24.0	22.5	11.0	21.8	20.6	10.6	7.9	45	2.7	2:1	936	1560
			609.6	571.5	279.4	553.7	523.2	269.2	3.6	20	76.5			
SN29191002	29" x 19" x 10"	Closed Textured Bottom, Solid Walls	28.8	18.8	10.4	23.1	15.6	9.4	5.6	100	2.0	4:1	840	3060
			731.5	477.5	264.2	586.7	396.2	238.8	2.5	45	56.6			



Palletized in truck load quantities from the factory. Capacity is dependent upon application and use environment. Check with Buckhorn for suitability in your application. Specifications subject to change without notice. **All dimensions are approximate.**



SN191312002



SN24150700



SN24220913



SN29291002

Bakery Trays

Buckhorn invented the plastic bakery tray and is still today's source for the most complete range of sizes and styles to guarantee compatibility with your operation. Buckhorn reusable bakery trays reduce transport costs, improve product protection and increase productivity in bakery manufacturing, packaging and distribution.

Features and Benefits

- Tongue-and-groove design for positive, secure tray stacking
- Low walls for easy product access
- Two-way or four-way hand truck entry allows for accessibility and convenient moving and loading
- Open-grid bottom and open sides allow maximum air flow for product ventilation
- Stack and nest within footprints to eliminate wasted space and reduce backhaul space
- Allow full cube of trailers, reducing transport costs
- Combine with plastic or steel dollies for easy transport of bakery or sweet goods
- Molded of HDPE; will not corrode or splinter
- Freezer-safe
- Use with temperatures of -20° to 120° F
- Customization and identification options available
- Backed by a one-year limited warranty
- 100% recyclable

Options

- Hot Stamps
- Standard Colors

See p. 83-86 for more information.

Compatible Components

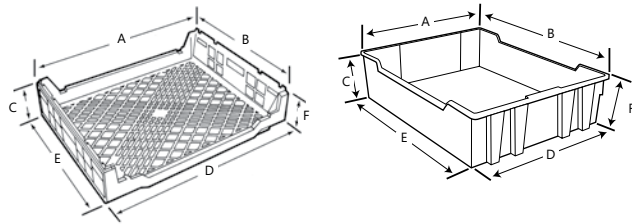
Hand-Held Container	Dolly
BA29260676, BA29260684	DY30270400, DY30270500
BL28220622	DY29220400
BT28220522, BT28220722	DY282305M5

See p. 50 for more information.



Bakery Tray Specifications

Model No.	Footprint	Description	Dimensions (in.)						Weight Tare lbs.	Capacity Volume (cu. ft.)	Nest Ratio	Shipping	
			Outside Top			Inside Bottom						Truck Capacity 53'	
			L" (A)	W" (B)	H" (C)	L" (D)	W" (E)	Usable H" (F)				Stacked	Nested
Bakery Trays													
BA29260676	29" x 26" x 6"	Two Stacking Interference	28.9	25.9	6.1	27.8	24.8	5.3	5.4	20	2:1	1296	2205
	mm/kg/l		734.1	657.9	154.9	706.1	629.9	134.6	2.4	9			
BA29260684	29" x 26" x 6"	7.5" Display Notch	29.0	26.0	6.1	27.8	24.8	5.3	5.4	20	2:1	1296	2205
			736.6	660.4	154.9	706.1	629.9	134.6	2.4	9			
BL28220622	28" x 22" x 6"	Two-Way Entry/Bread	28.4	21.9	6.3	26.4	20.8	5.3	5.4	20	3.3:1	1496	3360
			721.4	556.3	160.0	670.6	528.3	134.6	2.4	9			
BT28220522	28" x 22" x 5"	Stack & Nest MultiTray	28.3	22.0	4.8	25.0	20.4	3.7	3.9	30	2.1:1	2112	3872
			718.8	558.8	121.9	635.0	518.2	94.0	1.8	14			
BT28220722	28" x 22" x 7"	Stack & Nest MultiTray	28.3	22.0	6.8	24.8	20.2	5.7	4.6	30	3:1	1408	3784
			718.8	558.8	171.4	629.9	513.1	144.8	2.1	14			



Capacity is dependent upon application and use environment. Check with Buckhorn for suitability in your application. Specifications subject to change without notice. All dimensions are approximate.



BA29260676



BL28220622



BT28220522



BT28220722

Food Handling Containers

Buckhorn offers a wide range of specialty Food Handling Containers for applications such as poultry, meat, seafood, produce and prepared foods.

Features and Benefits

- Constructed of FDA-approved materials
- Ergonomic handles for safe and easy lifting
- Stack and nest for space savings
- Withstands exposure to sunlight and cooling processes; resists impact and moisture; will not splinter, rot or absorb odors
- Easy-to-clean interiors
- Available in solid or ventilated styles
- Use with temperatures of -20° to 120° F
- Customization and identification options available
- Backed by a one-year limited warranty
- 100% recyclable HDPE

Options

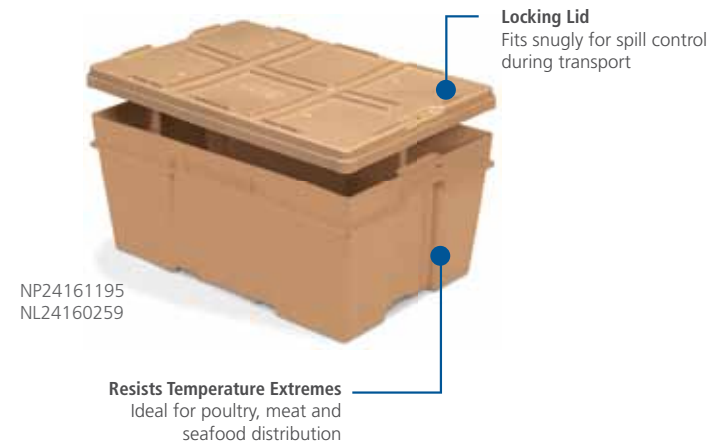

- Hot Stamps
- ID Labels
- Label Placards
- Bar Coding
- Sequential Numbering
- Standard Colors

See p. 83-86 for more information.

Compatible Components

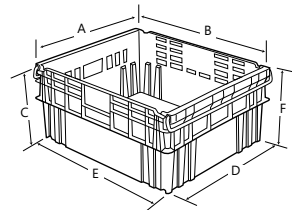
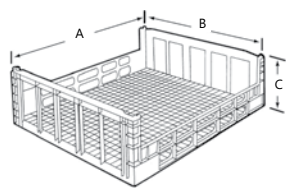
Hand-Held Container	Lid	Dolly
CP24200760, CP24201060, CP24201360	-	DY22190700
CT29260922, CT29260964	-	DY302707000
JL25160968	LJ25160200	-
MP24200722	-	DY23190700
NP24160887, NP24161195	NL24160259	DY23150700

See p. 50 for more information.




Food Container Specifications

Model No.	Footprint	Description	Dimensions (in.)						Weight		Capacity			Shipping		
			Outside Top			Inside Bottom			Tare	Weight	Volume		Nest Ratio	Truck Capacity 53'		
			L" (A)	W" (B)	H" (C)	L" (D)	W" (E)	Usable H" (F)	lbs.	lbs.	Bushels	cu. ft.		Stacked	Nested	
Food Containers																
CP23230322	23" x 23" x 3"	ChillPac	23.0	23.0	2.9	21.8	21.8	1.6	2.5	20	0.4	0.5	1:1	4160	4160	
	mm/kg/l		584.2	584.2	73.7	553.7	553.7	40.6	1.1	9	-	14.2				
CP24200760	24" x 20" x 7"	ChillPac w/ Bails	24.0	20.0	6.9	21.1	17.8	6.0	5.2	60	1.1	1.3	3:1	1860	5208	
			609.6	508.0	175.3	535.9	452.1	152.4	2.4	27	-	36.8				
CP24201060	24" x 20" x 10"	ChillPac w/ Bails	24.0	20.0	9.6	20.6	17.3	8.6	6.8	50	1.6	1.8	2.2:1	1364	2728	
			609.6	508.0	243.8	523.2	439.4	218.4	3.1	23	-	51.0				
CP24201360	24" x 20" x 13"	ChillPac w/ Bails	24.0	20.0	13.4	20.8	17.6	12.4	7.6	100	2.3	2.6	3:1	868	2480	
			609.6	508.0	340.4	528.3	447.0	315.0	3.4	45	-	73.6				
CT29260922	29" x 26" x 9"	ChillTray - 90° Stack and Nest	29.1	26.1	9.0	27.8	24.7	7.5	6.9	80	2.4	3.0	2:1	792	1386	
			739.1	662.9	228.6	706.1	627.4	190.5	3.1	36	-	85.0				
CT29260964	29" x 26" x 9"	ChillTray - 90° Stack and Nest, Cross Ribs	29.1	26.1	9.0	27.8	24.7	7.5	7.3	80	2.4	3.0	2:1	792	1386	
			739.1	662.9	228.6	706.1	627.4	190.5	3.3	36	-	85.0				
CD28270120	28" x 27" x 1"	ChillTray Shelf Divider	27.6	26.8	1.4	-	-	-	4.1	40	-	-	1.8:1	4680	-	
			701.0	680.7	35.6	-	-	-	1.9	18	-	-				
JL25160968	25" x 16" x 9"	Jumbo Lug	25.0	16.0	8.5	20.4	11.5	7.5	3.6	100	1.0	1.0	4.3:1	-	5400	
			635.0	406.4	215.9	518.2	292.1	190.5	1.6	45	-	28.3				
MP24200722	24" x 20" x 7"	MultiPac	24.0	20.0	6.7	21.8	17.3	5.9	6.0	20	-	1.4	2.7:1	1680	4320	
			609.6	508.0	170.2	553.7	439.4	149.9	2.7	9	-	39.6				
NP24160887	24" x 16" x 8"	NestPac	24.3	16.3	8.0	20.1	12.6	7.5	4.1	50	1.0	1.3	4:1	1540	3680	
			617.2	414.0	203.2	510.5	320.0	190.5	1.9	23	-	36.8				
NP24161195	24" x 16" x 11"	NestPac -w/ Drain Holes	24.3	16.3	10.9	20.1	13.3	10.4	5.5	80	1.4	1.6	4.6:1	1120	3220	
			617.2	414.0	276.9	510.5	337.8	264.2	2.5	36	-	45.3				



NestPac truck quantities based with lid. Capacity is dependent upon application and use environment. Check with Buckhorn for suitability in your application. Specifications subject to change without notice. **All dimensions are approximate.**



CD28270120



JL25160968



CP24200760



CP24201060



CT29260922

Agricultural Harvesting Containers

Buckhorn's Agricultural Harvesting Containers are available in multiple sizes and styles for picking, processing and shipping small fruits and vegetables like strawberries or asparagus.


Features and Benefits

- Footprints: 24" x 16" or 19" x 14"
- Constructed of FDA-approved materials
- Withstands exposure to sunlight and cooling processes; resists impact and moisture; will not splinter, rot or absorb odors
- Easy-to-clean interiors
- Stack when loaded, nest when empty for space efficiency
- Ventilated designs for quick cooling, temperature control and drainage
- Use with temperatures of -20° to 120° F
- Customization and identification options available
- Backed by a one-year limited warranty
- 100% recyclable HDPE

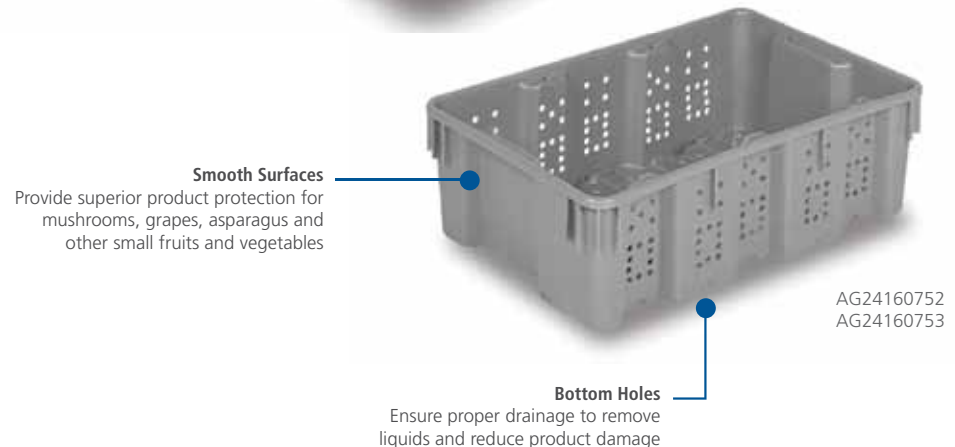
Options

- Hot Stamps
- ID Labels
- Label Placards
- Bar Coding
- Sequential Numbering
- Standard Colors

See p. 83-86 for more information.



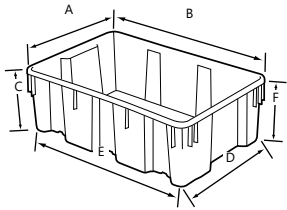
AG19140657



AG24160752
AG24160753

Agricultural Harvesting Container Specifications

Model No.	Footprint	Description	Dimensions (in.)						Weight		Capacity		Shipping		
			Outside Top			Inside Bottom			Tare	Weight	Volume		Truck Capacity 53'		
			L" (A)	W" (B)	H" (C)	L" (D)	W" (E)	Usable H" (F)	lbs.	lbs.	Bushels	cu. ft.	Nest Ratio	Stacked	Nested
Agricultural Harvesting Containers															
AG19140657	19" x 14" x 6"	3/8" Holes - Open Bottom, 3/8" Slots - Vented Ends/Sides	19.0	14.1	5.8	15.3	12.9	4.9	1.9	20	0.5	0.6	3.3:1	4199	12155
	mm/kg/l		482.6	358.1	147.3	388.6	327.7	124.5	0.9	9		17.0			
AG24160752	24" x 16" x 7"	3/8" Holes - Open Bottom, Vented Sides	24.0	16.1	7.3	20.1	12.4	6.4	3.3	60	0.8	0.9	2.6:1	2100	4950
			609.6	408.9	185.4	510.5	315.0	162.6	1.5	27		25.5			
AG24160753	24" x 16" x 7"	1/4" Holes - Open Bottom, Solid Sides	24.0	16.1	7.3	20.1	12.4	6.4	3.4	60	0.8	0.9	2.6:1	2100	4950
			609.6	408.9	185.4	510.5	315.0	162.6	1.5	27		25.5			



Capacity is dependent upon application and use environment. Check with Buckhorn for suitability in your application. Specifications subject to change without notice. All dimensions are approximate.

Did You Know...?

Buckhorn ChillPacs also make great harvesting containers.

- 24" x 20" footprint cubes standard industry pallets
- Secure stacking (with metal bails); nest for space savings
- Molded handles for easy lifting
- Ventilated design keeps produce cool



Hand-Held Accessories

Dolly Specifications

Model No.	Footprint	Description	Compatible Containers	Dimensions (in.)			Weight
				L"	W"	H"	Tare lbs.
Dollies for Hand-Held Containers							
DY20140500	20" x 14" x 5"	Welded Steel	AR2115 and DL2115 Series	19.9	14.3	5.0	27.0
				505.5	363.2	127.0	12.2
DY22180500	22" x 18" x 5"	Welded Steel	AR24201202, DL24201202	22.1	18.3	5.0	42.0
				561.3	464.8	127.0	19.1
DY22190700	21" x 19" x 7"	Aluminum	CP2420 Series	22.4	18.9	8.0	26.0
				569.0	480.1	203.2	11.8
DY23150700	23" x 15" x 7"	Aluminum	NP24160887, NP24161195	22.8	14.8	8.0	25.0
				579.1	375.9	203.2	11.3
DY23190700	23" x 19" x 7"	Aluminum	MP24200722	23.1	19.1	7.0	26.0
				586.7	485.1	177.8	11.8
DY25150500	25" x 15" x 5"	Welded Steel	AR271712 and AS271712 Series	25.1	15.3	5.0	44.0
				637.5	388.6	127.0	20.0
DY25160700	25" x 16" x 7"	Welded Steel	AR271712 and AS271712 Series	25.3	15.5	7.0	35.0
				642.6	393.7	177.8	15.9
DY27200500	27" x 20" x 5"	Welded Steel	AS28211502	26.9	19.5	5.0	32.0
				683.3	495.3	127.0	14.5
DY27220400	27" x 22" x 4"	Welded Steel	BL26210522	26.5	22.3	4.0	35.0
				673.1	566.4	101.6	15.9
DY282305M5	28" x 23" x 5"	Plastic	BT28220522, BT28220722	28.0	23.0	5.4	11.0
				711.2	584.2	137.2	5.0
DY29220400	29" x 22" x 4"	Welded Steel	BL28220622	28.9	22.3	4.0	38.0
				734.1	566.4	101.6	17.2
DY30270400	30" x 27" x 4"	Welded Steel	BA29260684, BA29260676	29.5	26.5	4.0	28.0
				749.3	673.1	101.6	12.7
DY30270500	30" x 27" x 5"	Welded Steel	BA29260684, BA29260676	29.8	26.9	5.0	28.0
				756.9	683.3	127.0	12.7
DY30270700	30" x 27" x 7"	Aluminum	CT29260922, CT29260964	29.7	26.6	7.0	31.0
				754.4	675.6	177.8	14.1
DY32210500	32" x 21" x 5"	Welded Steel	AS34242012	32.0	21.4	5.0	46.0
				812.8	543.6	127.0	20.9
DY36200500	36" x 20" x 5"	Welded Steel	AR2115 and DL2115 Series	36.3	19.9	7.5	48.0
				922.0	505.5	190.5	21.8

Lid Specifications

Model No.	Footprint	Compatible Containers	Dimensions (in.)			Weight
			L"	W"	H"	Tare lbs.
Hand-Held Lids						
DR21150100	21" x 15" x 1"	DL21150902, DL21150920	21.4	15.1	1.1	1.6
			543.6	383.5	27.9	0.7
DR24200100	24" x 20" x 1"	DL24201202	24.0	20.0	1.1	2.0
			609.6	508.0	27.9	0.9
LJ25160200	25" x 16" x 2"	JL25160968	25.4	16.4	1.6	2.0
			645.2	416.6	40.6	0.9
NL24160259	24" x 16" x 2"	NP24161195, NP24160887	24.3	16.3	1.8	2.3
			617.2	414.0	45.7	1.0
SL15120100	15" x 12" x 1"	SW1512 and SX1512 Series	15.0	12.0	0.4	0.7
			381.0	304.8	10.2	0.3
SL24150100	24" x 15" x 1"	SW2415 and SX2415 Series	24.0	15.0	0.4	1.4
			609.6	381.0	10.2	0.6
SL24220100	24" x 22" x 1"	SW2422 and SX2422 Series	24.0	22.1	0.6	1.9
			609.6	561.3	15.2	0.9



Dolly Specifications continued...

Model No.	Footprint	Description	Compatible Containers	Dimensions (in.)			Weight
				L"	W"	H"	Tare lbs.
Dollies for Hand-Held Containers							
DY38250500	38" x 25" x 5"	Double Stack, Welded Steel	AR271712 and AS271712 Series	37.9	25.1	5.0	48.0
				962.7	637.5	127.0	21.8
DY45220500	45" x 22" x 5"	Double Stack, Welded Steel	AR24201202 and DL24201202	45.0	22.2	5.0	34.0
				1143.0	563.9	127.0	15.4



DY282305M5



DY22190700

Intermediate Bulk Containers



Intermediate Bulk Containers

Secure Handling

Buckhorn's Intermediate Bulk Containers (IBCs) offer safe, secure liquid and dry goods handling. Molded of FDA-approved materials, the containers are collapsible and stackable providing optimal space utilization. Achieve secure stacking up to five high with 3,300 lbs. of product. Buckhorn IBCs are also easy to fill, discharge and transport providing substantially lower packaging costs.



Intermediate Bulk Containers Overview

Quick Collapse & Return

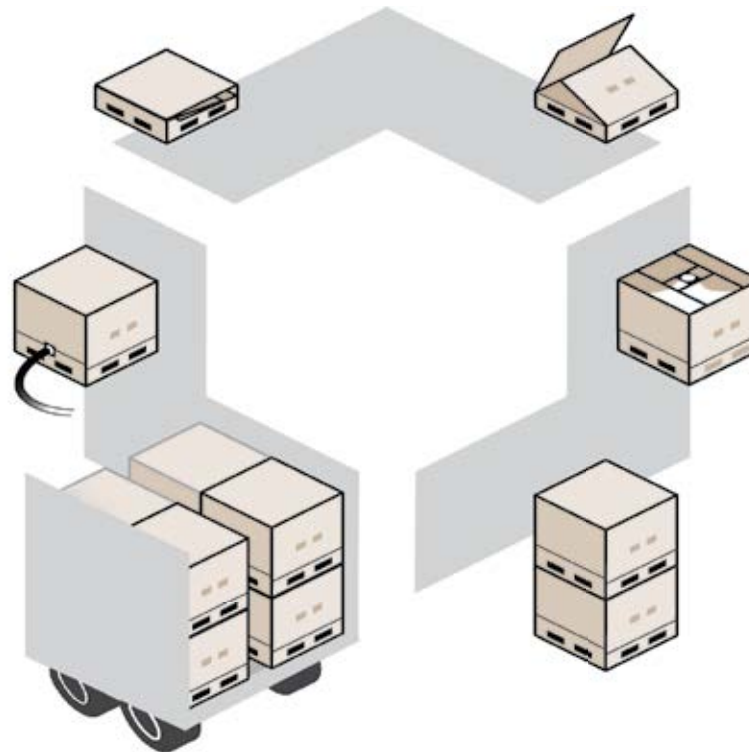
Remove the liner bag from the container, and one person can disengage and collapse the sidewalls. Collapsed IBCs require minimal storage space, and their efficient stacking and cubing of transport systems deliver substantial cost savings on return freight.

Simple Discharging

Discharging product from IBCs is easy: the liner bags expand when filled and contract when emptied. The bag contains no air so there is no risk of oxidation or skinning. Available in both top and bottom discharge styles.

Cost-Saving Transport

The design of Caliber and Citadel IBCs maximizes space usage in all forms of transport, cubing trailers, railcars and sea containers. The low tare weight on the containers compared to most other material handling containers delivers lower transport costs.



Easy Set Up

One person can easily prepare a Buckhorn IBC for use. The walls are raised and locked in place by hand. The liner bag is then installed inside the container with valves locked in place.

Efficient Filling

Buckhorn IBCs are designed for ease of use and compatibility with existing filling systems. A wide range of sterilized liner options are available for maximum hygiene.

Secure Stacking & Storing

These strong and durable IBCs can be stacked up to five high when loaded. They are weather resistant and can be filled and stored outdoors for extended periods while maintaining superior product protection.

Ideal for a Variety of Applications



Food Processing



Beverage



Cosmetics



Pharmaceuticals



Non-Hazardous Chemicals



Building Materials

Caliber®

Caliber IBCs are injection molded of FDA-approved materials and have completely smooth surfaces to satisfy the strict hygienic standards. These Intermediate Bulk Containers are designed to withstand the toughest demands including filling under pressure, long-term outdoor storage, rail transport and hot fill applications.

Features and Benefits

- Two sizes: 270 gallons and 315 gallons
- Top or bottom discharge configurations
- Feature built-in sump option for bottom discharge
- Reinforced side walls with embedded steel rods
- Lid locking system secures lid at eight tamper evident locations
- Come standard with two RFID tags molded into each box
- Textured label area on all four side panels
- Easy assembly and collapsibility—up to 2.5:1 return ratio
- Four-way forklift entry
- Can stack up to five high with 3,307 lbs. per container
- Low tare weight allows more product per truckload and helps minimize transport costs
- Certified for rail shipping (AAR: GIS no. 695)
- Compatible with disposable liners
- Use with temperatures of 0° to 140° F
- Customization and identification options available
- Backed by a one-year limited warranty
- 100% recyclable


Options

- ID Labels
- Label Placards
- Bar Coding
- Sequential Numbering
- Standard Colors

See p. 83-86 for more information.

Compatible Components

IBC	Replacement Lid
BZ4844 Series	TZ48440308



Collapsed & Stacked Containers
Stacking ridges ensure the lid and base interlock when stacked and collapsed, allowing a safe, self-supporting column in storage and distribution

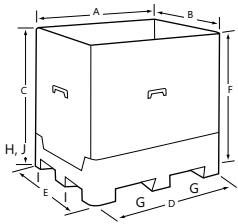


Long-term Outdoor Storage
Stacks five high for long-term outdoor storage; eliminates dangers of protruding nails, splinters and sharp metal banding from wood containers



Caliber® Specifications

Model No.	Footprint	Description	Dimensions (in.)							Weight Tare lbs.	Capacity		Fork Tunnel Dimensions (in.)				Lid Type	Return Ratio	Shipping	
			Outside			Inside			Collapsed H"		Weight lbs.	Volume gal.	Long Side		Short Side				Truck Capacity 53'	
			L" (A)	W" (B)	H" (C)	L" (D)	W" (E)	Usable H" (F)					W" (G)	H" (H)	W" (I)	H" (J)			Opened	Collapsed
Caliber IBC																				
BZ48444100	48" x 44" x 41"	Caliber 270 Top Discharge	48.6	44.7	41.9	44.9	40.9	33.5	18.9	205.0	3307	267.0	13.4	3.4	11.5	3.3	Locking	2.2:1	56	168
	mm/kg/l		1234.4	1135.4	1064.3	1140.5	1038.9	850.9	480.1	93.0	1500	1010.9	340.4	86.4	292.1	83.8				
BZ484441V0	48" x 44" x 41"	Caliber 270 Bottom Discharge	48.6	44.7	41.9	44.9	40.9	33.5	18.9	205.0	3307	267.0	13.4	3.4	11.5	3.3	Locking	2.2:1	56	168
	mm/kg/l		1234.4	1135.4	1064.3	1140.5	1038.9	850.9	480.1	93.0	1500	1010.9	340.4	86.4	292.1	83.8				
BZ48444700	48" x 44" x 47"	Caliber 315 Top Discharge	48.6	44.7	48.0	44.9	40.9	40.9	18.9	225.0	3307	315.0	13.4	3.4	11.5	3.3	Locking	2.5:1	56	168
	mm/kg/l		1234.4	1135.4	1219.2	1140.5	1038.9	1038.9	480.1	102.1	1500	1192.7	340.4	86.4	292.1	83.8				
BZ484447V0	48" x 44" x 47"	Caliber 315 Bottom Discharge	48.6	44.7	48.0	44.9	40.9	40.9	18.9	225.0	3307	315.0	13.4	3.4	11.5	3.3	Locking	2.5:1	56	168
	mm/kg/l		1234.4	1135.4	1219.2	1140.5	1038.9	1038.9	480.1	102.1	1500	1192.7	340.4	86.4	292.1	83.8				
Caliber Replacement Lid																				
TZ48440308	48" x 44" x 3"		48.6	44.7	3.2	-	-	-	-	18.3	-	-	-	-	-	-	-	-	-	-
	mm/kg		1234.4	1135.4	81.3	-	-	-	-	8.3	-	-	-	-	-	-	-	-	-	-



Minimum order required for Caliber 270 models. Capacity is dependent upon application and use environment. It is based on equally distributed loads. Elevated temperatures or concentrated loads may affect capacity. Check with Buckhorn for suitability in your application. Specifications subject to change without notice. All dimensions are approximate.



Did You Know...?

Caliber Intermediate Bulk Containers offer increased productivity and maximum cube utilization, which results in more volume per pallet. You can move and store more in less space. One Caliber 315 unit holds the equivalent volume of nearly six drums. Also, drums do not utilize all the space in a 48" x 45" footprint, and sometimes even hang over the edges of the pallet taking up additional space. Add this all together and you can save over **40% more volume per pallet!**



Intrepid™

Corrugated boxes are prone to a variety of problems including leakage, shifting off the pallet during transport, debris and dust, and limited one-time use. Buckhorn's new Intrepid 48" x 40" x 46" specialty bulk box solves these problems and more. It is the perfect addition to our extensive offering for the food and distribution markets. It's designed for a variety of industries including liquid, semi-liquid, powder, granular and food applications.

Features and Benefits

- Reusable packaging provides cost savings versus one-time use packaging
- Heavy-duty design prevents leakage — up to 2,500 lb (40.5 cu. ft) capacity
- 48" x 40" x 46" size equivalent to corrugated combo bins
- Top or bottom discharge configurations
- Uses include temporary storage, work in process, incoming ingredients, shipments among plants and shipments to customers
- Optional drop-door provides better access to contents and improves ergonomics when installing a disposable liner
- Injection molded design prevents leakage
- Textured label area on all four side panels and optional access door
- Collapsible panels are attached to the base eliminating shifting during transport
- Constructed of FDA-approved material
- No splinters, nails and dust
- Secure stacking with or without optional lid
- Non-sequential folding panels assemble and collapse in seconds
- Offers a 3.3:1 return ratio — up to 240 collapsed containers fit in a 53' trailer
- Easy to repair — no special tools or fasteners required
- Backed by a one-year limited warranty
- 100% recyclable

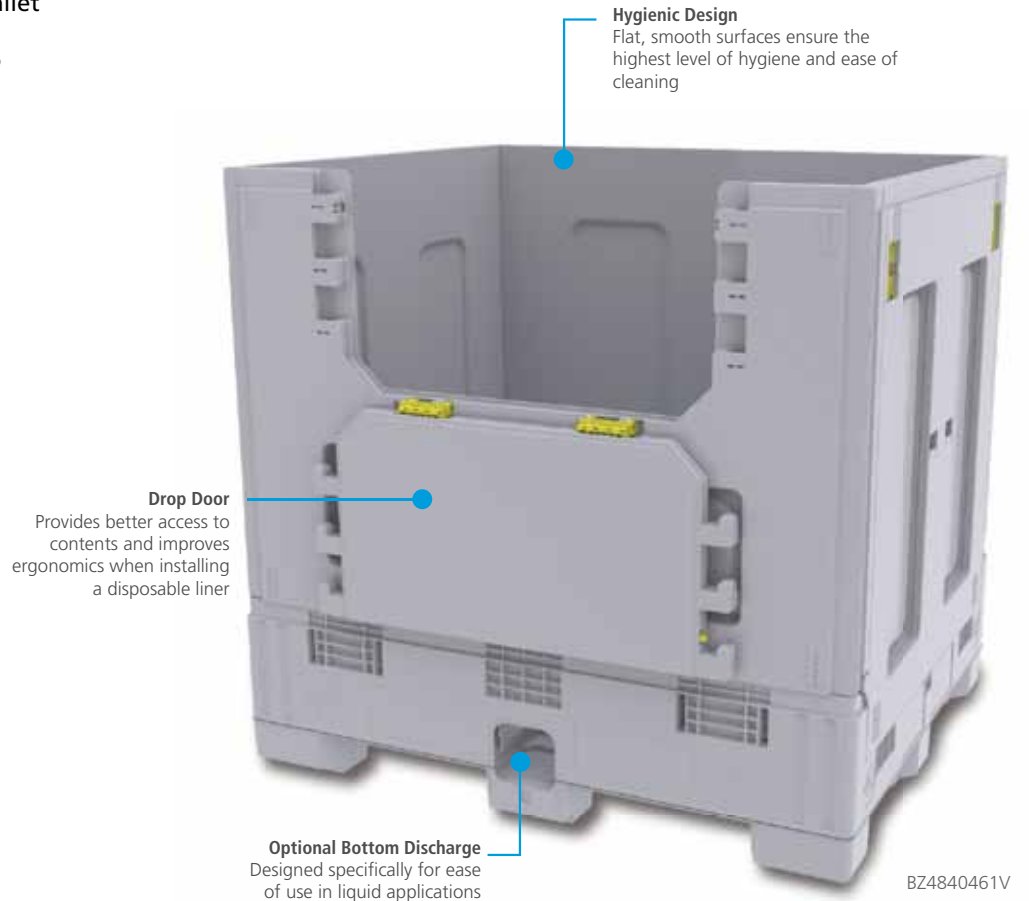
Options

- ID Labels
- Label Placards
- Bar Coding
- Sequential Numbering
- Standard Colors

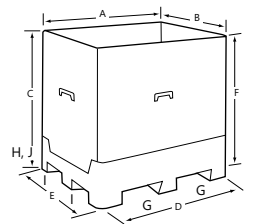
See p. 83-86 for more information.

Compatible Components

IBC	Lid (Sold Separately)
BZ4840 Series	TZ48400200



Lid sold separately. If using a lid, add 0.9" to the external height and collapsed height of the box. Also, reduce the collapsed truck capacity to 210 containers. Capacity is dependent upon application and use environment. It is based on equally distributed loads. Elevated temperatures or concentrated loads may affect capacity. Check with Buckhorn for suitability in your application. Specifications subject to change without notice. **All dimensions are approximate.**



Intrepid™ Specifications

Model No.	Footprint	Description	Dimensions (in.)									Weight		Capacity		Fork Tunnel Dimensions (in.)				Shipping		
			Outside			Inside			Collapsed	Door Opening (On Length)		Tare	Weight	Volume	Long Side		Short Side		Truck Capacity 53'			
			L" (A)	W" (B)	H" (C)	L" (D)	W" (E)	Usable H" (F)		L"	D"				W" (G)	H" (H)	W" (I)	H" (J)	Return Ratio	Opened	Collapsed	
Intrepid IBC																						
BZ48404600	48" x 40" x 46"	All Plastic, No Drop-Door, Top Discharge	48.1	40.1	45.9	45.0	37.0	40.3	13.8	-	-	128.5	2000	300	13.6	3.4	11.1	3.4	3.3:1	60	240	
	mm/kg/l		1221.7	1018.5	1165.9	1143.0	939.8	1023.6	350.5	-	-	58.3	907	1135.9	345.4	86.4	281.9	86.4				
BZ48404610	48" x 40" x 46"	All Plastic, Drop-Door, Top Discharge	48.1	40.1	45.9	45.0	37.0	40.3	13.8	27.0	15.0	128.5	2000	300	13.6	3.4	11.1	3.4	3.3:1	60	240	
			1221.7	1018.5	1165.9	1143.0	939.8	1023.6	350.5	685.8	381.0	58.3	907	1135.9	345.4	86.4	281.9	86.4				
BZ484046T0	48" x 40" x 46"	Steel Reinforcement, No Drop-Door, Top Discharge	48.1	40.1	45.9	45.0	37.0	40.3	13.8	-	-	168.5	2500	300	13.6	3.4	11.1	3.4	3.3:1	60	240	
			1221.7	1018.5	1165.9	1143.0	939.8	1023.6	350.5	-	-	76.4	1134	1135.9	345.4	86.4	281.9	86.4				
BZ4840460V	48" x 40" x 46"	Steel Reinforcement, No Drop-Door, Bottom Discharge	48.1	40.1	45.9	45.0	37.0	40.3	13.8	-	-	168.5	2500	300	13.6	3.4	11.1	3.4	3.3:1	60	240	
			1221.7	1018.5	1165.9	1143.0	939.8	1023.6	350.5	-	-	76.4	1134	1135.9	345.4	86.4	281.9	86.4				
BZ4840461T	48" x 40" x 46"	Steel Reinforcement, Drop-Door, Top Discharge	48.1	40.1	45.9	45.0	37.0	40.3	13.8	27.0	15.0	168.5	2500	300	13.6	3.4	11.1	3.4	3.3:1	60	240	
			1221.7	1018.5	1165.9	1143.0	939.8	1023.6	350.5	685.8	381.0	76.4	1134	1135.9	345.4	86.4	281.9	86.4				
BZ4840461V	48" x 40" x 46"	Steel Reinforcement, Drop-Door, Bottom Discharge	48.1	40.1	45.9	45.0	37.0	40.3	13.8	27.0	15.0	168.5	2500	300	13.6	3.4	11.1	3.4	3.3:1	60	240	
			1221.7	1018.5	1165.9	1143.0	939.8	1023.6	350.5	685.8	381.0	76.4	1134	1135.9	345.4	86.4	281.9	86.4				
Lid (Sold Separately)																						
TZ48400200	48" x 40" x 2"	Injection Molded	48.1	40.1	2.3	-	-	-	-	-	-	145	-	-	-	-	-	-	-	-	-	
	mm/kg		1221.7	1018.5	58.4	-	-	-	-	-	-	6.6	-	-	-	-	-	-	-	-	-	

GET 225% MORE PRODUCT
Per SQ. FT. of Floor Space

Corrugate boxes Stack 2 High

Intrepid containers Stack 4 High

NO CRUSHING SAFER STACKING



Citadel™

Citadel is a top discharge IBC. Its construction withstands effects of sun, wind, rain, ice or snow. This intermediate bulk container is chemical resistant and will not rust, peel, splinter or disintegrate.

Features and Benefits

- 302 gallon/3,000 lb. capacity
- Structural foam molded for superior strength
- Easy assembly and collapsibility—2.9:1 return ratio
- Spring-loaded lids lock down to ensure added product protection during transport
- Recessed lid channels accommodate base feet and runners for secure, interlocked stacking during transit and long-term storage
- Four-way forklift entry
- Can stack up to five high with 3,000 lbs. per container
- Cubes out warehousing space and transportation vehicles to reduce freight and handling costs
- Certified for rail shipping (AAR: GIS no 695)
- Compatible with disposable liners
- Use with temperatures of 0° to 140° F
- Customization and identification options available
- Backed by a one-year limited warranty
- 100% recyclable

Options

- ID Labels
- Label Placards
- Bar Coding
- Sequential Numbering
- Standard Colors

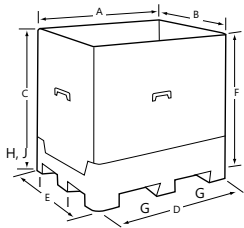
See p. 83-86 for more information.



IBC	Replacement Lid
BP48454600	TP48450300

Citadel™ Specifications

Model No.	Footprint	Description	Dimensions (in.)							Weight Tare lbs.	Capacity		Fork Tunnel Dimensions (in.)				Lid Type	Return Ratio	Shipping		
			Outside			Inside			Collapsed H"		Weight lbs.	Volume gal.	Long Side		Short Side				Truck Capacity 53'		
			L" (A)	W" (B)	H" (C)	L" (D)	W" (E)	Usable H" (F)					W" (G)	H" (H)	W" (I)	H" (J)			Opened	Collapsed	
Citadel IBC																					
BP48454600	48" x 45" x 46"	Top Discharge	48.3	45.1	45.4	44.6	41.6	37.6	15.9	280.0	3000	302.0	11.7	3.3	11.6	3.3	Locking	2.9:1	52	156	
	mm/kg/l		1226.8	1145.5	1153.2	1132.8	1056.6	955.0	403.9	127.0	1361	1143.4	297.2	83.8	294.6	83.8					
Citadel Replacement Lid																					
TP48450300	48" x 45" x 3"	Structural Foam	48.1	45.1	2.7	-	-	-	-	27.4	-	-	-	-	-	-	-	-	-	-	
	mm/kg		1221.7	1145.5	68.6	-	-	-	-	12.4	-	-	-	-	-	-	-	-	-	-	



Capacity is dependent upon application and use environment. It is based on equally distributed loads. Elevated temperatures or concentrated loads may affect capacity. Check with Buckhorn for suitability in your application. Specifications subject to change without notice. **All dimensions are approximate.**

Did You Know...?

Citadel containers have an interlocking lid and base. The recessed lid channels accommodate base feet and runners for secure, interlocked stacking during transit and long-term storage. Citadels stack up to five containers high. The containers also collapse and stack with lids separately to eliminate unnecessary destacking and sorting time.



IBC Accessories



Disposable Liners

A wide range of disposable liners are available for Buckhorn IBCs from a variety of suppliers. The liner can be made of different materials to provide the desired performance. The liners also come standard with a gland adapter.



Filling Bridge

The gland adapter on the disposable liner is connected to a filling bridge for easy filling. This is made specifically for Buckhorn IBCs and is available from a variety of suppliers.



Tamper Evident Cap

The tamper evident cap for bottom discharge IBCs protects the discharge area during transportation and storage.



Valve

Attaches the filling device to the gland adapter. Available from liner suppliers.



Tamper Evident Seal

Caliber's tamper evident seal is used to secure the eight locking handles on the lid. Available through Buckhorn.

Inner Half	Outer Half
Part No. 0101LSMXS102000	Part No. 0101LSMXS202000

The screenshot shows the Buckhorn website interface. At the top, there is a navigation bar with the Buckhorn logo, a search bar, and links for 'GET CONNECTED', 'LITERATURE', and 'PRODUCT SEARCH'. Below the navigation bar is a main menu with links for 'HOME', 'WHY BUCKHORN?', 'INDUSTRIES', 'PRODUCTS', 'SERVICES', 'RESOURCES', 'CUSTOMER CARE', 'NEWS', 'ABOUT US', and 'CONTACT US'. On the left side, there is a 'PRODUCT SELECTOR' sidebar with options for 'ADVANCED PRODUCT SEARCH', 'ROI CALCULATOR', 'IDEA CENTER', 'LITERATURE', 'VIDEOS', and 'PHOTOS & LOGOS'. The main content area features a 'Videos' section with a video player showing a person using a form-fit liner in an IBC. The video title is 'How to use a form fit liner with the Buckhorn Caliber IBC'. The Buckhorn logo is visible in the bottom right corner of the video player.

CenterFlow



CenterFlow

Best In Class

The reusable CenterFlow Container from Buckhorn is the most efficient, versatile container available to transport and dispense seed, granular/pelletized materials and small manufacturing components. CenterFlow's interior funnel design provides complete emptying in seconds. The side-operated door provides a safer work environment and saves time spent handling flexible bulk bags and cardboard containers.

CenterFlow Overview

Industry Leader

Our CenterFlow container is the benchmark for quality, performance and value.

- We have a common vision with our customers
- We foster collaborative relationships that encourage listening, feedback and continuous improvement
- We offer a customer service culture that goes above and beyond your expectations
- We deliver products that exceed industry standards
- We drive innovation by offering a world-class product of recognizable value in the industries we serve

Safety

Disposable packaging like poly-woven bags can be hard to lift and often topple over in storage. Cardboard boxes have rough, sharp edges. Contents are also more susceptible to dirt, moisture and pests in both. CenterFlow addresses all of these concerns. The containers are designed for safe, one-person operation and securely stack up to four high when filled. The secure lid provides extra protection against contaminants and drains water from the top surface.



Did You Know...?

CenterFlow containers are often used in craft brewery or distillery operations, because it is much easier to work with when storing and dispensing grains. You can control the flow of the grain out of the box unlike with usage of large bulk bags. Grain can be filled directly into the CenterFlow at the ingredients supplier and then the distillery meters it from the CenterFlow into a mash cooker.



CenterFlow™

CenterFlow is the most efficient, versatile container available to transport and dispense seed, granular/pelletized materials and small manufacturing components. The smooth, funnel-shaped interior has a 35° angle and generous export port for efficient flow of contents and complete emptying in as quickly as 30 seconds.

Features and Benefits

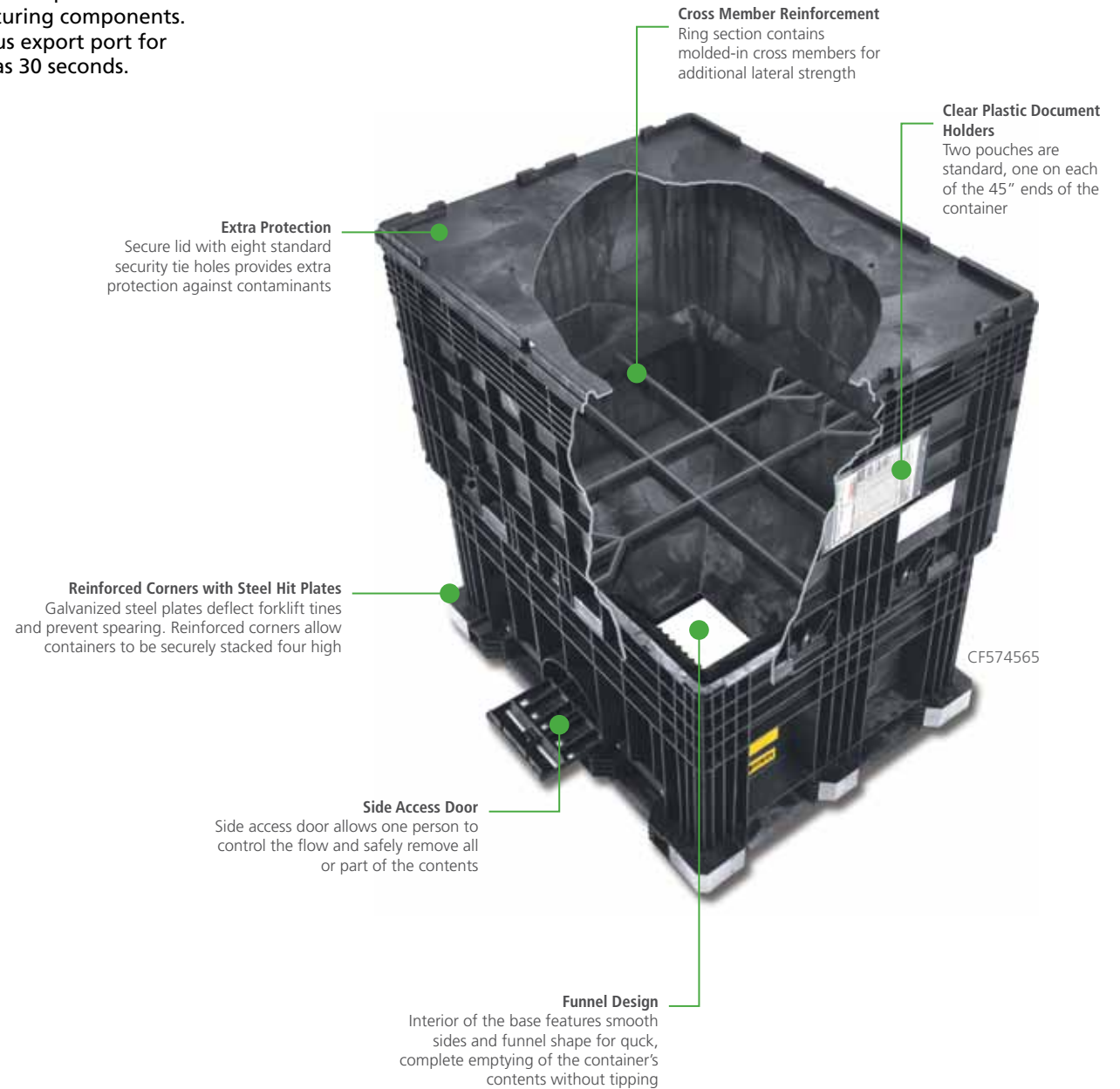
- Handles loads up to 2,500 lbs.
- Side access door allows one person to control the flow and safely remove all or part of the contents
- Tight-fitting lid provides extra protection against contaminants
- Strong, reinforcing crossbars evenly distribute load
- Latches lock ring securely to the base
- Compatible with forklifts and pallet jacks
- Solid oak base rails provide added traction for forklift tines
- Stack and nest for shipping and storage—1.6:1 return ratio
- Structural foam molded HDPE construction resists impact, moisture and most chemicals
- Will not rust, peel or splinter
- Use with temperatures of -20° to 120° F
- Customization and identification options available
- Backed by a one-year limited warranty
- 100% recyclable

Options

- ID Labels
- Cardholders
- Signs
- Bar Coding
- Standard Colors

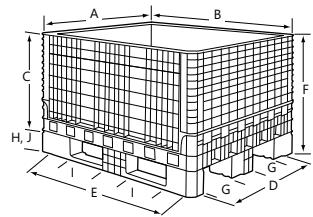
See p. 83-86 for more information.

CenterFlow	Replacement Lid
CF57456500	574501CFT0
CF57453200	534101CFT0



CenterFlow Specifications

Model No.	Footprint	Description	Dimensions (in.)						Weight		Capacity		Fork Tunnel Dimensions (in.)				Lid Type	Return Ratio	Shipping	
			Outside Top			Inside Top			Tare	Weight	Volume		Long Side		Short Side				Truck Capacity 53'	
			L" (A)	W" (B)	H" (C)	L" (D)	W" (E)	lbs.	lbs.	Bushels	cu. ft.	L" (G)	H" (H)	L" (I)	H" (J)	Opened			Nested	
CenterFlow with Lid																				
CFS7456500	57" x 45" x 65"	Ring, Base & Lid	56.5	45.0	65.0	53.5	42.0	331.0	2500	46.9	58.3	7.8	3.8	9.8	3.6	Securable	1.6:1	22	44	
	mm/kg/l		1435.1	1143.0	1651.0	1358.9	1066.8	150.1	1134	-	1650.9	198.1	96.5	248.9	91.4					
CFS7453200	57" x 45" x 32"	Base & Lid Only	56.5	45.0	32.8	49.5	38.0	177.0	2500	20.8	19.8	7.8	3.8	9.8	3.6	Securable	1:1	66	-	
	mm/kg/l		1435.1	1143.0	833.1	38.0	965.2	80.3	1134	-	560.7	198.1	96.5	248.9	91.4					
CenterFlow Replacement Lid																				
574501CFT0	57" x 45" x 1"	Structural Foam	56.5	45.0	2.0	-	-	25.3	-	-	-	-	-	-	-	-	-	-	-	
	mm/kg/l		1435.1	1143.0	50.8	-	-	11.5	-	-	-	-	-	-	-	-	-	-	-	
534101CFT0	53" x 41" x 1"	Structural Foam	53.3	41.7	2.0	-	-	20.2	-	-	-	-	-	-	-	-	-	-	-	
	mm/kg/l		1353.8	1059.2	50.8	-	-	9.2	-	-	-	-	-	-	-	-	-	-	-	




Capacity is dependent upon application and use environment. It is based on equally distributed loads. Elevated temperatures or concentrated loads may affect capacity. Check with Buckhorn for suitability in your application. Specifications subject to change without notice. **All dimensions are approximate.**

Secure Stacking
Containers feature guide lugs for easy stacking up to four containers high



Efficient Nesting Storage
Removable ring inverts and nests over base for compact storage. When nested, the CenterFlow takes up 40% less space



CenterFlow Spare Parts



Ring Latch

Part No.
060201CF0010001



Slide Discharge Door

Part No.
132601CFD010000




Slide Discharge Door Latch

Part No.
070201CF0010000



Rail for Sliding Discharge Door

Part No.
04HWRUHW22950



Wood Runners

Part No.
Standard: 04HWRUHW22953
Heat Treated: 04HWRUHW22953HT



Hit Plates

Part No.
Corner: 04WHPHW22951
Center: 04HWHPHW22952
Center (Heat Treated): 04HWHPHW22953



Caution Arrows

Part No.
Left Arrow: 04ACLBPK00061
Right Arrow: 04ACLBPK00062



Bracket for Runner

Part No.
04HWRUHW22960



Screws

Part No.
Flathead: 04HWSCHW00810
Panhead: 04HWSCHW84512
Gimlet: 04HWSCHW22957

For a complete list of spare parts, please contact your Customer Service Representative at (800) 543-4454.

Pallets



Pallets

Experience Matters

Buckhorn has more than 35 years of experience in designing, manufacturing and implementing reusable plastic pallet systems. Today's line includes a variety of pallets for light to heavy-duty demands in sizes, weights and styles designed to fit your material handling operation. Buckhorn pallets deliver superior performance and economic value.

Pallets Overview

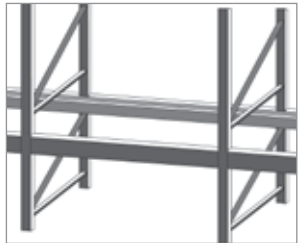
An Introduction to Pallet Racking

Some Buckhorn pallets are suitable for storage in racks – but not all racks are created equal. To determine pallet capacity limitations, it is important to understand the different pallet rack types available, the orientation of the pallet in the rack and how the pallet will be supported. Please review this list of rack types and consult Buckhorn to select the best pallet to fit your specific application.

NOTE: For all unsupported edge rack situations, Buckhorn recommends testing any pallet proposed in the application prior to implementation of the full system.



ER



Unsupported

Edge Rackable (Unsupported)

When racked, the pallet gets support only on two edges of the pallet with no central support. This could be a drive-in rack or a standard/structural rack with no center support. Different capacities apply depending on the rails and orientation of the pallet in the rack. Only select pallets are suitable for this truck edge-rack storage.

SR



Partially Supported

Standard Rack (Partially Supported)

When racked, the pallet gets support on the front and back edge, as well as central support from a 2" x 4" wood plank or other support positioned perpendicular to the rails.

NR



Full Support

Not Rackable (Full Support)

Lightweight and medium-duty pallets are designed only for floor loading or to stack on other pallets. These pallets are not recommended for racking unless the rack system is fully supported by wire/mesh or other decking to provide equivalent support to what the pallet would receive on the floor.

Did You Know...?

Wooden pallets chip away your profits:

- Easily splinter and break – high replacement costs
- Nails and splinters damage products and injure workers
- Short life cycle – fewer round trips than plastic pallets



Light-Duty Pallets

Buckhorn Light-Duty Pallets are ideal for a wide variety of shipping applications — from automotive and general manufacturing to food and retail product distribution. These pallets are injection-molded and weigh between 19 lbs and 29 lbs, allowing safe material handling.


Features and Benefits

- Footprints: 48" x 40" and 48" x 45"
- Hundreds of round trips for lower overall cost-per-trip
- Nestable and three-rail stackable models support dynamic loads up to 1,200 lbs
- Five-rail stackable model holds dynamic loads up to 2,500 lbs.
- Nestable models feature nine reinforced feet for uniform load distribution
- Solid or ventilated deck styles
- Four-way entry accommodates forklifts and pallet jacks
- Superior resistance to moisture, most chemicals and temperature extremes
- Use with temperatures of -20° to 120° F
- Customization and identification options available
- Backed by a one-year limited warranty
- 100% recyclable HDPE

Options

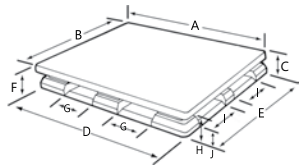
- Anti-Skid Rubber Grommets
- Perimeter Lip
- ID Tags
- Bar Coding
- Sequential Numbering
- Standard Colors

See p. 83-86 for more information.



Light-Duty Specifications

Model No.	Footprint	Description	Dimensions (in.)						Weight Tare lbs.	Capacity			Fork Tunnel Dimensions (in.)				Shipping		
			Outside			Inside				Static	Dynamic	Rack	Long Side		Short Side		Racking	Return Ratio	Truck Capacity 53'
			L" (A)	W" (B)	H" (C)	L" (D)	W" (E)	L" (G)					H" (H)	L" (I)	H" (J)				
Light-Duty Pallets																			
PL48400600	48" x 40" x 6"	Nestable	48.0	40.0	6.0	47.6	39.6	19.0	10000	1200	N/R	12.0	4.0	12.0	4.0	Not Rackable	2:1	1200	
	mm/kg		1219.2	1016.0	152.4	1209.0	1005.8	8.6	4536	544	N/R	304.8	101.6	304.8	101.6				
PL48400730	48" x 40" x 7"	Stackable, 3-Rail	48.0	40.0	6.5	47.6	39.6	27.0	10000	1200	N/R	12.0	3.5	12.0	3.5	Not Rackable	1:1	480	
			1219.2	1016.0	165.1	1209.0	1005.8	12.2	4536	544	N/R	304.8	88.9	304.8	88.9				
PL48400732	48" x 40" x 7"	Stackable, 5-Rail	48.0	40.0	6.5	47.6	39.6	29.0	10000	2500	N/R	12.0	3.5	12.0	3.5	Not Rackable	1:1	480	
			1219.2	1016.0	165.1	1209.0	1005.8	13.2	4536	1134	N/R	304.8	88.9	304.8	88.9				
PL48450600	48" x 45" x 6"	Nestable	48.0	45.0	6.0	47.6	44.6	20.0	10000	1200	N/R	12.0	4.0	12.0	4.0	Not Rackable	2:1	952	
			1219.2	1143.0	152.4	1209.0	1132.8	9.1	4536	544	N/R	304.8	101.6	304.8	101.6				
PL48450730	48" x 45" x 7"	Stackable, 3-Rail	48.0	45.0	6.5	47.6	44.6	28.0	10000	1200	N/R	12.0	3.5	14.5	3.5	Not Rackable	1:1	416	
			1219.2	1143.0	165.1	1209.0	1132.8	12.7	4536	544	N/R	304.8	88.9	368.3	88.9				



Capacity is based on evenly distributed loads and is dependent upon application and use environment. Elevated temperatures and concentrated loads may affect capacity. Truck capacity is based on pallets with no lip. Check with Buckhorn for suitability in your application. Specifications subject to change without notice. **All dimensions are approximate.**



Medium-Duty Pallets

Buckhorn Medium-Duty Pallets handle applications in the automotive, manufacturing, food and distribution industries. They are molded of structural foam to support heavy loads. Medium-Duty Pallets support dynamic loads between 1,500 lbs. and 4,000 lbs. depending on the model.

Features and Benefits

- Hundreds of round trips for lower overall cost-per-trip
- Nestable models feature nine reinforced feet for uniform load distribution
- Solid or ventilated deck styles
- Four-way entry accommodates forklifts and pallet jacks
- Direction of runners indicates pallet jack compatibility
- Superior resistance to moisture, most chemicals and temperature extremes
- Use with temperatures of -20° to 120° F
- Customization and identification options available
- Backed by a one-year limited warranty
- 100% recyclable HDPE

Options

- Anti-Skid Rubber Grommets
- Perimeter Lip
- ID Tags
- Bar Coding
- Sequential Numbering
- Standard Colors

See p. 83-86 for more information.



PM48450633



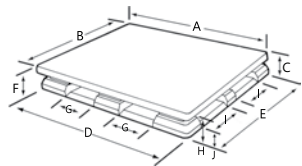
PM48450600

Support

Nestable models feature nine reinforced feet for uniform load distribution

Medium-Duty Specifications

Model No.	Footprint	Description	Dimensions (in.)					Weight Tare lbs.	Capacity			Fork Tunnel Dimensions (in.)				Racking	Shipping	
			Outside			Inside			Static	Dynamic	Rack	Long Side		Short Side			Return Ratio	Truck Capacity 53'
			L" (A)	W" (B)	H" (C)	L" (D)	W" (E)					L" (G)	H" (H)	L" (I)	H" (J)			
Medium-Duty Pallets																		
PM48400600	48" x 40" x 6"	Nestable	48.0	40.0	6.0	47.4	39.4	34.0	30000	4000	N/R	9.9	4.3	11.0	4.3	Not Rackable	3:1	1230
	mm/kg		1219.2	1016.0	152.4	1204.0	1000.8	15.4	13608	1814	N/R	251.5	109.2	279.4	109.2			
PM48400633	48" x 40" x 6"	Stackable, 6-Rail	48.0	40.0	6.3	47.4	39.4	50.0	30000	4000	1200	9.9	3.5	11.9	3.5	Edge Rackable	1:1	510
			1219.2	1016.0	160.0	1204.0	1000.8	22.7	13608	1814	544	251.5	88.9	302.3	88.9			
PM48450600	48" x 45" x 6"	Nestable	48.0	45.0	6.0	47.4	44.4	38.0	30000	4000	N/R	9.9	4.3	14.4	4.3	Not Rackable	3:1	784
			1219.2	1143.0	152.4	1204.0	1127.8	17.2	13608	1814	N/R	251.5	109.2	365.8	109.2			
PM48450633	48" x 45" x 6"	Stackable, 6-Rail	48.0	45.0	6.3	47.4	44.4	55.0	30000	4000	1200	9.9	4.5	14.0	3.5	Edge Rackable	1:1	476
			1219.2	1143.0	160.0	1204.0	1127.8	24.9	13608	1814	544	251.5	114.3	355.6	88.9			
PM48480600	48" x 48" x 6"	Nestable	48.0	48.0	6.0	47.4	47.4	40.0	30000	4000	N/R	9.9	4.3	15.9	4.3	Not Rackable	3:1	1066
			1219.2	1219.2	152.4	1204.0	1204.0	18.1	13608	1814	N/R	251.5	109.2	403.9	109.2			
PM48480630	48" x 48" x 6"	Stackable, 3-Rail	48.0	48.0	6.3	47.4	47.4	50.0	30000	4000	N/R	9.9	4.5	16.0	4.5	Not Rackable	1:1	442
			1219.2	1219.2	160.0	1204.0	1204.0	22.7	13608	1814	N/R	251.5	114.3	406.4	114.3			
PS48400633	48" x 40" x 6"	Stackable, 6-Rail	48.0	40.0	5.5	48.0	40.0	50.0	20000	1500	N/R	16.0	3.4	12.0	3.4	Not Rackable	1:1	570
			1219.2	1016.0	139.7	1219.2	1016.0	22.7	9072	680	N/R	406.4	86.4	304.8	86.4			



Capacity is based on evenly distributed loads and is dependent upon application and use environment. Elevated temperatures and concentrated loads may affect capacity. Truck capacity is based on pallets with no lip. Check with Buckhorn for suitability in your application. Specifications subject to change without notice. **All dimensions are approximate.**



PM48400600

PM48400633

PM48480600

PS48400633

Heavy-Duty Pallets

Buckhorn Heavy-Duty Pallets are ideal for applications where added strength and capacity are required. The three-rail, heavy-duty pallets are designed to handle an evenly distributed dynamic load of 4,000 lbs., while the six-rail pallet can handle a dynamic load of 5,000 lbs.

Features and Benefits

- Footprints: 40" x 40" and 48" x 40"
- Hundreds of round trips for lower overall cost-per-trip
- Edge rackable up to 2,400 lbs. depending on rail configuration
- Solid deck styles
- Two-way entry
- Superior resistance to moisture, most chemicals and temperature extremes
- Use with temperatures of -20° to 120° F
- Customization and identification options available
- Backed by a one-year limited warranty
- 100% recyclable HDPE

Options

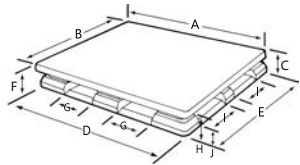
- Anti-Skid Rubber Grommets
- Perimeter Lip
- ID Tags
- Bar Coding
- Sequential Numbering
- Standard Colors

See p. 83-86 for more information.



Heavy-Duty Specifications

Model No.	Footprint	Description	Dimensions (in.)					Weight Tare lbs.	Capacity			Fork Tunnel Dimensions (in.)				Shipping		
			Outside			Inside			Static	Dynamic	Rack	Long Side		Short Side		Racking	Return Ratio	Truck Capacity 53'
			L" (A)	W" (B)	H" (C)	L" (D)	W" (E)					L" (G)	H" (H)	L" (I)	H" (J)			
Heavy-Duty Pallets																		
PH40400530	40" x 40" x 5"	Stackable, 3-Rail	40.0	40.0	5.0	39.5	39.5	46.0	30000	4000	1600	15.0	3.9	-	-	Standard	1:1	600
	mm/kg		1016.0	1016.0	127.0	1003.3	1003.3	20.9	13608	1814	726	381.0	99.1	-	-			
PH48400530	48" x 40" x 5"	Stackable, 3-Rail	48.0	40.0	5.0	47.5	39.5	54.0	30000	4000	1600	15.0	3.9	-	-	Edge	1:1	520
			1219.2	1016.0	127.0	1206.5	1003.3	24.5	13608	1814	726	381.0	99.1	-	-			
PH48400633	48" x 40" x 6"	Stackable, 6-Rail	48.0	40.0	6.0	47.5	39.5	68.0	30000	5000	2400	15.0	3.9	-	-	Edge	1:1	442
			1219.2	1016.0	152.4	1206.5	1003.3	30.8	13608	2268	1089	381.0	99.1	-	-			



Capacity is based on evenly distributed loads and is dependent upon application and use environment. Elevated temperatures and concentrated loads may affect capacity. Truck capacity is based on pallets with no lip. Check with Buckhorn for suitability in your application. Specifications subject to change without notice. **All dimensions are approximate.**



Did You Know...?

Heavy-Duty Pallets are ideal for storing products on racks and freeing valuable floor space.



Universal Pallet

Buckhorn's Universal Pallet can handle an evenly distributed dynamic load of 5,000 lbs. It is edge rackable to 2,800 lbs. with standard steel reinforcing rods; 2,200 lbs. with optional plastic reinforcing rods.

Features and Benefits

- Footprint: 48" x 40"
- Hundreds of round trips for lower overall cost-per-trip
- Solid or ventilated deck styles
- Ergonomic handles for easy lifting
- Choice of no lip or molded-in 1/4" or 1" lip for load stability
- Four-way entry accommodates forklifts and pallet jacks
- Superior resistance to moisture, most chemicals and temperature extremes
- Use with temperatures of -20° to 120° F
- Customization and identification options available
- Backed by a one-year limited warranty
- 100% recyclable HDPE

Options

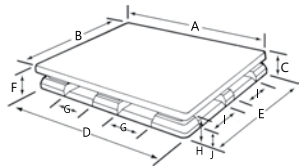
- Anti-Skid Rubber Grommets
- Perimeter Lip
- ID Tags
- Bar Coding
- Sequential Numbering
- Standard Colors

See p. 83-86 for more information.



Universal Pallet Specifications

Model No.	Footprint	Description	Dimensions (in.)					Weight Tare lbs.	Capacity			Fork Tunnel Dimensions (in.)				Shipping		
			Outside			Inside			Static	Dynamic	Rack	Long Side		Short Side		Racking	Return Ratio	Truck Capacity 53'
			L" (A)	W" (B)	H" (C)	L" (D)	W" (E)					L" (G)	H" (H)	L" (I)	H" (J)			
Universal Pallets																		
PU48400633	40" x 40" x 6"	Stackable, 6-Rail	48.0	40.0	5.6	48.0	40.0	68.3	30000	5000	2800	13.1	3.5	12.0	3.5	Edge Rackable	1:1	540
	mm/kg		1219.2	1016.0	141.2	1219.2	1016.0	31.0	13608	2268	1270	332.7	88.9	304.8	88.9			



Capacity is based on evenly distributed loads and is dependent upon application and use environment. Elevated temperatures and concentrated loads may affect capacity. Truck capacity is based on pallets with no lip. Check with Buckhorn for suitability in your application. Specifications subject to change without notice. **All dimensions are approximate.**

Did You Know...?

Anti-skid rubber grommets on the top provide an anti-skid surface, reducing plastic container load shifting. These can be used on most Light-Duty, Medium-Duty Nestable, Universal and Distribution Pallets.



Distribution Pallet

Buckhorn's new patent-pending, nestable distribution pallet optimizes storage, shipping and handling for the grocery, retail and wholesale food distribution markets. It is an economical and sustainable alternative to wood. The pallet's two-piece welded construction offers a superior strength-to-weight ratio. The feet have a channeled design for added durability. It is lightweight, easy to clean and provides higher load capacity than other pallets in use today!

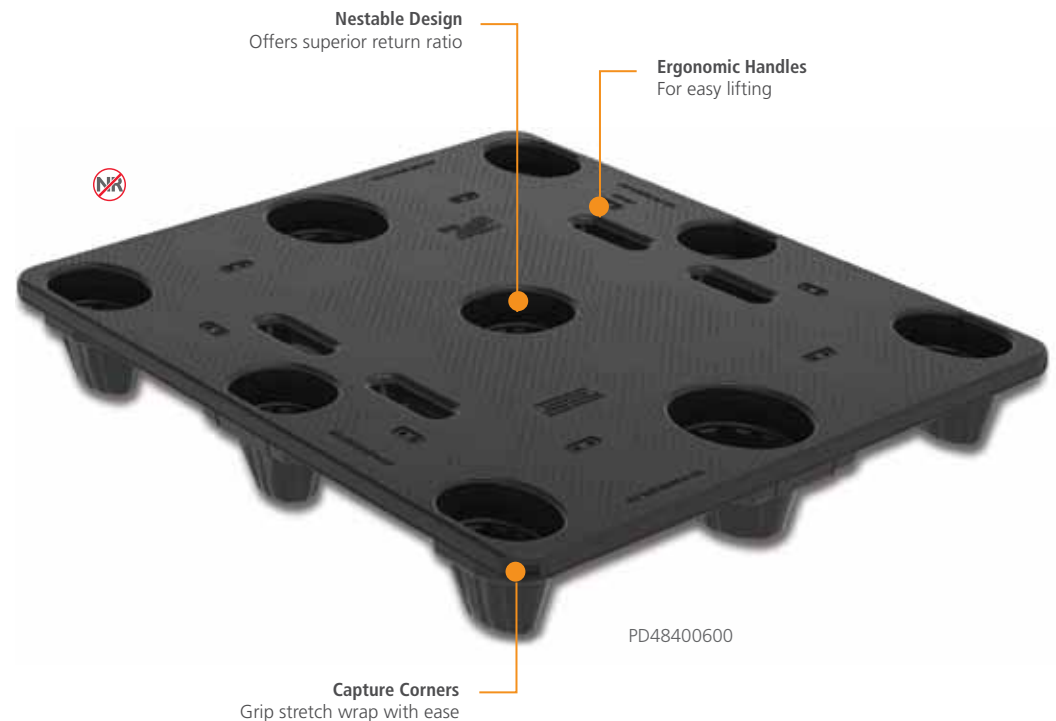
Features and Benefits

- Footprint: 48" x 40"
- High dynamic load capacity of 3,000 lbs.
- Superior nest ratio - 1,230 empty pallets fit in a 53' trailer
- Compatible with other nestable pallets
- Hundreds of round trips for lower overall cost-per-trip
- Non-slip surface minimizes product movement
- Optional perimeter lip and anti-skid grommets help prevent load shifting
- Ergonomic hand holes for easy lifting
- Capture corners grip stretch wrap with ease
- Choice of no lip or molded-in 1/4" lip for load stability
- Four-way entry accommodates forklifts and pallet jacks
- Superior resistance to moisture, most chemicals and temperature extremes
- Use with temperatures of -20° to 120° F
- Customization and identification options available
- Backed by a one-year limited warranty
- 100% recyclable HDPE

Options

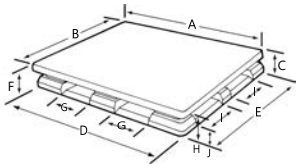
- Hot Stamps
- Anti-Skid Rubber Grommets
- Perimeter Lip
- ID Tags
- Bar Coding
- Sequential Numbering
- Standard Colors

See p. 83-86 for more information.



Distribution Pallet Specifications

Model No.	Footprint	Description	Dimensions (in.)					Weight Tare lbs.	Capacity			Fork Tunnel Dimensions (in.)				Shipping		
			Outside			Inside			Static	Dynamic	Rack	Long Side		Short Side		Racking	Return Ratio	Truck Capacity 53'
			L" (A)	W" (B)	H" (C)	L" (D)	W" (E)					L" (G)	H" (H)	L" (I)	H" (J)			
Universal Pallets																		
PD48400600	48" x 40" x 6"	Nestable	48.0	40.0	6.3	48.0	40.0	26.0	30000	3000	N/R	11.7	3.9	11.2	3.9	Not Rackable	2.6:1	1230
	mm/kg		1219.2	1016.0	160.0	1219.2	1016.0	11.8	13608	1361	N/R	297.2	99.1	284.5	99.1			



Capacity is based on evenly distributed loads and is dependent upon application and use environment. Elevated temperatures and concentrated loads may affect capacity. Truck capacity is based on pallets with no lip. Check with Buckhorn for suitability in your application. Specifications subject to change without notice. **All dimensions are approximate.**

Did You Know...?

Having your company name hot stamped on this pallet helps quickly identify ownership of pallets throughout the supply chain.



Pallet & Top Cap Systems

Buckhorn Pallet & Top Cap Systems are designed for use with our Straight Wall Containers. Optional built-in seat belt pallet lock retractors wrap around the containers and secure the top cap for more load stability. Pallets also lock into ribs on the top cap surface for secure stacking.

Features and Benefits

- Footprints: 32" x 30", 48" x 40" and 48" x 45"
- Hundreds of round trips for lower overall cost-per-trip
- Standard lip help prevent load shifting
- Solid or ventilated deck styles
- Four-way entry accommodates forklifts and pallet jacks
- Superior resistance to moisture, most chemicals and temperature extremes
- Use with temperatures of -20° to 120° F
- Customization and identification options available
- Backed by a one-year limited warranty
- 100% recyclable HDPE

Options – Pallets

- 2 or 4 Seat Belt Pallet Lock Retractors (PN48450633 and PO48450632 only)
- 2 Seat Belt Pallet Lock Retractors (All other Pallets)
- ID Tags
- Bar Coding
- Sequential Numbering
- Standard Colors

See p. 83-86 for more information.

Compatible Components

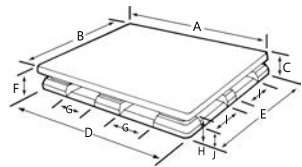
Pallet	Top Cap	Hand-Held Container
PM32300632	TM32300300	All Straight Wall Containers (except SW48150802 and SX48150800)
PN48450633	TN48450200	All Straight Wall Containers
PO48450632	TO48450300	All Straight Wall Containers
PW48400622, PW48400632	TW48400200	All Straight Wall Containers
PW48450622, PW48450632	TW48450200	All Straight Wall Containers

See p. 36-39 for more information on Buckhorn's straight wall containers.



Pallet & Top Cap System Specifications

Model No.	Footprint	Description	Dimensions (in.)					Weight Tare lbs.	Capacity			Fork Tunnel Dimensions (in.)				Racking	Shipping		
			Outside			Inside			Static	Dynamic	Rack	Long Side		Short Side			Return Ratio	Truck Capacity 53'	
			L" (A)	W" (B)	H" (C)	L" (D)	W" (E)					L" (G)	H" (H)	L" (I)	H" (J)				
Ohio, Romeo & Straight Wall Pallets																			
PM32300632	32" x 30" x 6"	Straight Wall Pallet Stackable, 1/2" Lip	32.0	30.0	6.5	31.4	29.4	25.7	20000	3000	N/R	9.0	3.7	8.7	3.7	Not Rackable	1:1	1023	
	mm/kg		812.8	762.0	165.1	797.6	746.8	11.7	9072	1361	N/R	228.6	94.0	221.0	94.0				
PN48450633	48" x 45" x 6"	Romeo Pallet Stackable, 1" Lip	48.8	45.8	5.5	48.2	45.2	53.0	30000	4000	N/R	11.0	3.5	11.5	3.5	Not Rackable	1:1	494	
			1239.5	1163.3	139.7	1224.3	1148.1	24.0	13608	1814	N/R	279.4	88.9	292.1	88.9				
PO48450632	48" x 45" x 6"	Ohio Pallet Stackable, 3/4" Lip	48.8	45.8	6.6	48.0	45.0	58.0	30000	3000	N/R	13.1	3.7	13.5	3.7	Not Rackable	1:1	468	
			1239.5	1163.3	167.6	1219.2	1143.0	26.3	13608	1361	N/R	332.7	94.0	342.9	94.0				
PW48400622	48" x 40" x 6"	Straight Wall Pallet Stackable, 1/2" Lip	47.6	39.8	6.9	45.9	38.0	42.4	20000	7000	N/R	11.8	3.4	10.4	3.4	Not Rackable	1:1	480	
			1209.0	1010.9	175.3	1165.9	965.2	19.2	9072	3175	N/R	299.7	86.4	264.2	86.4				
PW48400632	48" x 40" x 6"	Straight Wall Pallet Stackable, 1/2" Lip, Steel Runner	47.6	39.8	6.9	45.9	38.0	47.6	20000	7000	2000	11.8	3.4	10.4	3.4	Edge Rackable	1:1	480	
			1209.0	1010.9	175.3	1165.9	965.2	21.6	9072	3175	907	299.7	86.4	264.2	86.4				
PW48450622	48" x 45" x 6"	Straight Wall Pallet Stackable, 1/2" Lip	47.6	44.8	6.9	45.9	43.3	45.3	20000	7000	N/R	11.9	3.4	10.4	3.4	Not Rackable	1:1	442	
			1209.0	1137.9	175.3	1165.9	1099.8	20.5	9072	3175	N/R	302.3	86.4	264.2	86.4				
PW48450632	48" x 45" x 6"	Straight Wall Pallet Stackable, 1/2" Lip, Steel Runner	47.6	44.8	6.9	45.9	43.3	50.5	20000	7000	2000	11.9	3.4	10.4	3.4	Edge Rackable	1:1	442	
			1209.0	1137.9	175.3	1165.9	1099.8	22.9	9072	3175	907	302.3	86.4	264.2	86.4				



Capacity is based on evenly distributed loads and is dependent upon application and use environment. Elevated temperatures and concentrated loads may affect capacity. Truck capacity is based on pallets with no lip. Check with Buckhorn for suitability in your application. Specifications subject to change without notice. **All dimensions are approximate.**



PM32300632

PO48450632

PW48400622

PW48400632

PW48450622

Pallet & Top Cap System Specifications *continued...*

Model No.	Footprint	Description	Dimensions (in.)					Weight Tare lbs.
			Outside			Inside		
			L" (A)	W" (B)	H" (C)	L" (D)	W" (E)	
Top Caps								
TM32300300	32" x 30" x 3"	Structural Foam Top Cap	33.0	31.0	2.5	32.5	31.5	9.8
			838.2	787.4	63.5	825.5	800.1	4.4
TN48450200	48" x 45" x 2"	Injection Molded Top Cap	48.8	45.8	2.1	48.5	45.5	20.0
			1239.5	1163.3	53.3	1231.9	1155.7	9.1
TO48450300	48" x 45" x 3"	Structural Foam Top Cap	49.8	46.8	3.8	48.4	45.4	25.0
			1264.9	1188.7	96.5	1229.4	1153.2	11.3
TW48400200	48" x 40" x 2"	Structural Foam Top Cap	48.6	40.6	2.3	48.2	40.2	22.9
			1234.4	1031.2	58.4	1224.3	1021.1	10.4
TW48450200	48" x 45" x 2"	Structural Foam Top Cap	48.6	45.6	2.3	48.2	45.2	24.8
			1234.4	1158.2	58.4	1224.3	1148.1	11.2



TM32300300



TN48450200



TO48450200



TW48400200



TW48450200

Did You Know...?

Buckhorn's Romeo Pallet (Model No. PN48450633) will stack on any 48" x 45" Bulk Box for convenient, mixed load shipping.



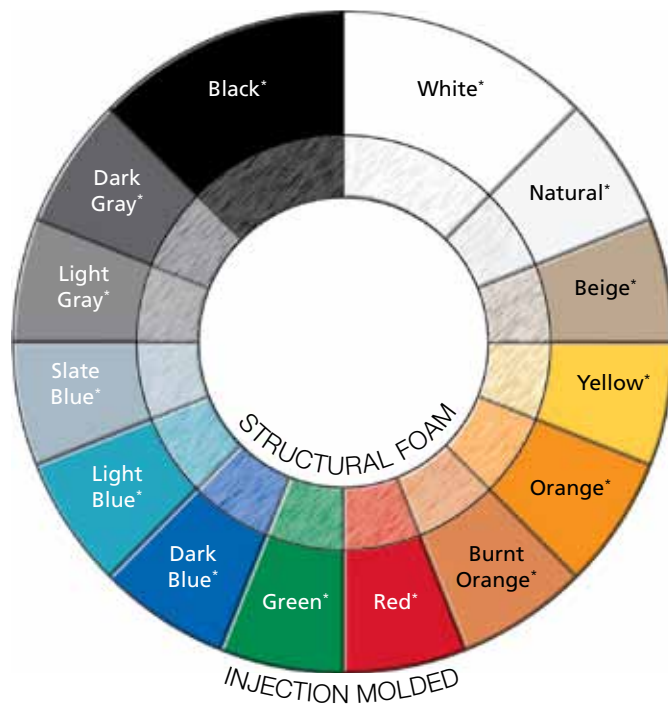
Decorations & Options



Decorations & Options

Standard Colors

The colors shown on this page are standard colors for stocked products. Not all colors shown are available for every product. Visit www.buckhorninc.com to see the individual product specifications for stocked color availability. Non-stock colors are available on a made-to-order basis and are subject to minimum quantity restrictions. These color swatches are representative of injection-molded or structural foam products. Actual product color may vary slightly from the sample due to the material and printing process. Food and agricultural products are molded of FDA-approved polyethylene and polypropylene resins and colorants that are approved for use in federally inspected plants. For the promotion or use of recycled material, black is recommended for color consistency. Please call for pricing.



*FDA-approved material available

Label Placards

Label placards with a peel & stick surface can be applied to bulk boxes, intermediate bulk containers or hand-held containers. These are used for easy application or removal of shipping labels.

Model No.	Description	Size	Use
04ACLBPK00109	Peel & stick surface	4.5" x 6.5"	Hand-Held Containers/Bulk Boxes/IBCs
0604PDMXP126000	Peel & stick surface	6.5" x 4.0"	Bulk Boxes
04HWCHHW00822	Peel & stick surface	6.5" x 4.5"	Bulk Boxes
04HWCHHW00823	Peel & stick surface	9.25" x 13.25"	Bulk Boxes



Cardholders

Cardholders provide a convenient way to identify container contents or display other information. These may be specially ordered on select containers. All products are RFID compatible. Please call for pricing.

Model No.	Description	Size	Use
080375CHMX00000	Snap-in, molded frame	8.25" x 3.75"	Straight Wall Containers
080425CHMX00000	Snap-in molded frame	8.25" x 4.25"	Straight Wall Containers
0804CHMX0200003	Snap-in, molded frame	8.25" x 4.25"	Straight Wall Containers
04ACCH029483C00	Self-adhesive, clear plastic	6.0" x 4.0"	Hand-Held Containers
04ACCH029472C00	Clear plastic document holder (screw attachment)	13.25" x 9.25"	Bulk Boxes
0604CHMXP126000	Molded plastic (rivet attachment)	6.5" x 4.0"	Bulk Boxes
04HWSP990VZ8354	Vertical zipped pouch	9.3" x 13.5"	CenterFlow
04HWSP99000900	Magnetic closure pouch	18.6" x 3.6"	CenterFlow



Decorations & Options *continued...*



Feet or Plastic Runners

Buckhorn BG boxes come with nine feet or five plastic runners. The right choice is dependent upon your specific application. Please speak with your Buckhorn District Sales Manager or Customer Service Representative for more information or pricing.



ID Tags

Bulk Boxes, IBCs, Pallets and Specialty Boxes are best identified with HDPE tags. Our ID tags can be attached in recessed areas of the box or pallet to protect them. Please call for pricing.



ID Labels

Peel & stick ID labels can be applied to certain products. Please call for pricing.



Hot Stamps

Colored mylar is applied to the product with heat and pressure to ensure the longest usable life possible. Unless specified, type will be set in block letters, all caps and centered. Supplied copy should include capital and lower case letters, abbreviations, punctuation and numbers. Please call for pricing.



Bar Coding

Bar coding is available for quick and easy tracing of sensitive and valuable products. Please call for pricing.



Sequential Numbering

For additional identification, sequential number can be added. Please call for pricing.



Drain Holes

Although not standard, you can add drain holes to your straight wall containers from Buckhorn. Please call for pricing.



Anti-Skid Rubber Grommets

Rubber grommets on a pallet deck provide an anti-skid surface, reducing load shifting from your plastic containers. This can be added on most Light-Duty, Medium-Duty Nestable, Heavy-Duty, Universal and Distribution Pallets. Please call for pricing.



Seat Belt Pallet Lock Retractors

This "seat belt" system provides additional security for pallet loads. Available on Pallet & Top Cap Systems. Please call for pricing.



Perimeter Lip

Perimeter lips reduce slippage of load and secure empty pallets when stacked during transport. See individual product listings for optional lip height. Available on most pallets. Please call for pricing.



CenterFlow Signs

Large, customized signs as shown are available for CenterFlow containers. There is a maximum of two signs per container. Please call for pricing.

Index

Model No.	Description	Page No.
A		
AC2115	Attached Lid Container	33
AG1914	Ag. Harvesting Container	49
AG2416	Ag. Harvesting Container	49
AR2012	Attached Lid Container	33
AR2115	Attached Lid Container	33
AR2420	Attached Lid Container	33
AR2515	Attached Lid Container	33
AR2717	Attached Lid Container	33
AS2213	Attached Lid Container	33
AS2821	Attached Lid Container	33
AS3424	Attached Lid Container	33

B		
BA2926	Bakery Tray	45
BE4845	Extra-Duty Bulk Box	15
BF3230	Fixed Wall Bulk Box	19
BF4229	Agricultural Bulk Box	27
BF4840	Agricultural Bulk Box	27
BF4844	Agricultural Bulk Box	27
BF4845	Fixed Wall Bulk Box	19
BF5748	Fixed Wall Bulk Box	19
BF6448	Fixed Wall Bulk Box	19
BF7048	Fixed Wall Bulk Box	19
BG4840	General Purpose/Ag Bulk Box	11, 27
BH4840	Heavy-Duty Bulk Box	17
BH4845	Heavy-Duty Bulk Box	17
BI4840	Standard-Duty Bulk Box	13
BL2822	Bakery Tray	45
BN3230	Standard-Duty Bulk Box	13
BN4845	Extra-Duty Bulk Box	15
BP4845	Citadel	59
B53230	Standard-Duty Bulk Box	13
B55748	Extended Length Bulk Box	21
B56248	Extended Length Bulk Box	21, 22
B56448	Extended Length Bulk Box	22
B57048	Extended Length Bulk Box	23
BT2822	Bakery Tray	45
BX4845	Standard-Duty Bulk Box	13
BZ4840	Intrepid	57
BZ4844	Caliber	55

C		
CD2827	Food Handling Container	47
CF5745	CenterFlow Container	65
CP2323	Food Handling Container	47
CP2420	Food Handling Container	47
CT2926	Food Handling Container	47

D		
DL2115	Detached Lid Container	35
DL2420	Detached Lid Container	35
DR2115	Lid	50
DR2420	Lid	50
DY2014	Dolly	50
DY2218	Dolly	50
DY2219	Dolly	50
DY2315	Dolly	50

DY		
DY2319	Dolly	50
DY2515	Dolly	50
DY2516	Dolly	50
DY2720	Dolly	50
DY2722	Dolly	50
DY2823	Dolly	50
DY2922	Dolly	50
DY3027	Dolly	50
DY3221	Dolly	50
DY3230	Dolly	28
DY3620	Dolly	50
DY3825	Dolly	50
DY4522	Dolly	50
DY4840	Dolly	28
DY4845	Dolly	28

J		
JL2516	Food Handling Container	47

L		
LJ2516	Lid	50

M		
MA1211	Modular Nesting Container	41
MA1508	Modular Nesting Container	41
MA2411	Modular Nesting Container	41
MA2419	Modular Nesting Container	41
MP2420	Food Handling Container	47

N		
NL2416	Lid	50
NP2416	Food Handling Container	47

P		
PD4840	Distribution Pallet	79
PH4040	Heavy-Duty Pallet	75
PH4840	Heavy-Duty Pallet	75
PL4840	Light-Duty Pallet	71
PL4845	Light-Duty Pallet	71
PM3230	Pallet & Top Cap Systems	81
PM4840	Medium-Duty Pallet	73
PM4845	Medium-Duty Pallet	73
PM4848	Medium-Duty Pallet	73
PN4845	Pallet & Top Cap Systems	81
PO4845	Pallet & Top Cap Systems	81
PS4840	Medium-Duty Pallet	73
PU4840	Universal Pallet	77
PW4840	Pallet & Top Cap Systems	81
PW4845	Pallet & Top Cap Systems	81

S		
SL1512	Lid	50
SL2415	Lid	50
SL2422	Lid	50
SN1913	Stack & Nest Container	43
SN2415	Stack & Nest Container	43
SN2422	Stack & Nest Container	43
SN2919	Stack & Nest Container	43
SW1207	Straight Wall Container	38
SW1512	Straight Wall Container	38
SW2411	Straight Wall Container	38
SW2415	Straight Wall Container	38
SW2422	Straight Wall Container	38
SW3215	Straight Wall Container	38
SW4815	Straight Wall Container	38
SX1512	Straight Wall Container	39
SX2415	Straight Wall Container	39
SX2422	Straight Wall Container	39
SX4815	Straight Wall Container	39

T		
TG4840	Bulk Box Lid	28
TH4840	Bulk Box Lid	28
TH4845	Bulk Box Lid	28
TL4229	Bulk Box Lid	28
TL4840	Bulk Box Lid	28
TL4844	Bulk Box Lid	28
TM3230	Pallet & Top Cap Systems	82
TN4845	Pallet & Top Cap Systems	82
TO4845	Pallet & Top Cap Systems	82
TP4845	Citadel Lid	59
TS3230	Bulk Box Lid	28
TS4840	Bulk Box Lid	28
TS4845	Bulk Box Lid	28
TV5748	Bulk Box Lid	28
TV6448	Bulk Box Lid	28
TV7048	Bulk Box Lid	28
TW4840	Pallet & Top Cap Systems	82
TW4845	Pallet & Top Cap Systems	82
TZ4840	Intrepid Lid	57
TZ4844	Caliber Lid	55

5		
534101	CenterFlow Base Only Lid	65
574501	CenterFlow Lid	65